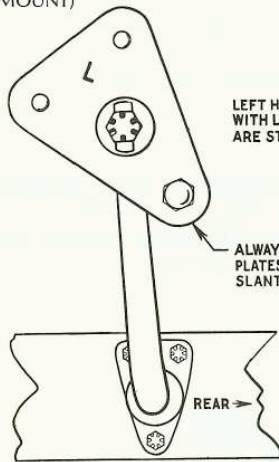


1930-31 SPARE WHEEL CARRIER
(SIDE MOUNT)

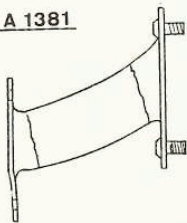


LEFT HAND PLATES ARE STAMPED WITH LETTER 'L'-RIGHT HAND PLATES ARE STAMPED WITH AN 'R'.

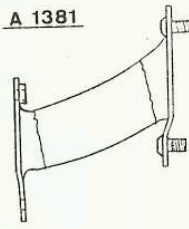
ALWAYS INSTALL BOTH R.H. AND L.H. PLATES WITH NARROW END OF PLATE SLANTING TOWARD REAR OF CAR.

COUPE, ROADSTER (EARLY)

A 1381



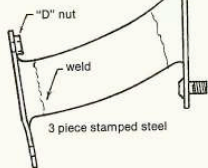
A 1381



COUPE, ROADSTER, CABRIOLET

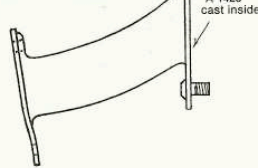
A 1379

1928 thru Early 1929



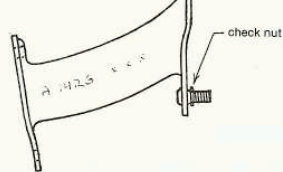
A 1379

Late 1928 thru Mid 1929



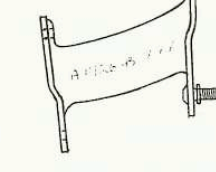
A 1379

Early 1929 thru February 1930



A 1379-B

Early 1930



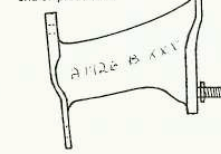
A 1379-B

Mid 1930 thru January 1931



A 1379-B

November 1930 thru end of production



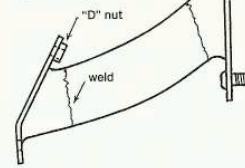
XXX = various manufacturer's marks

REAR SPARE WHEEL CARRIERS

SEDAN, PHAETON*

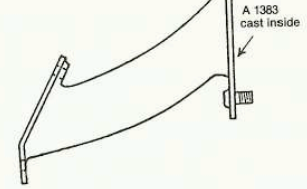
A 1380

1928 thru Early 1929 steel
3 piece stamped



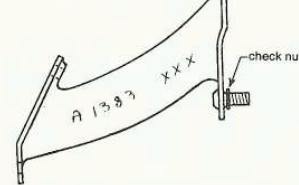
A 1380

Late 1928 thru Mid 1929



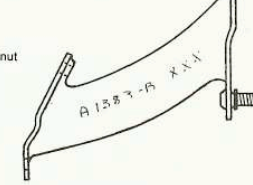
A 1380

Early 1929 thru April 1930



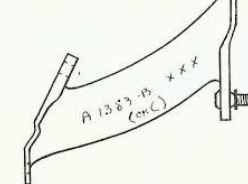
A 1380-B

Early 1930



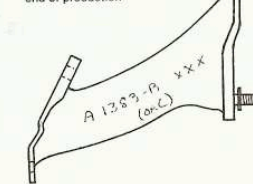
A 1380-B

Mid 1930 thru January 1931



A 1380-B

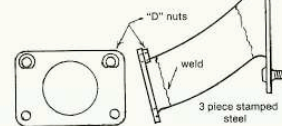
November 1930 thru end of production



*except 60-A, B, C and 160-A, B, C

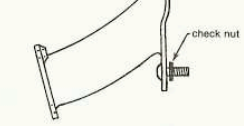
A 1378

1928 thru Early 1929



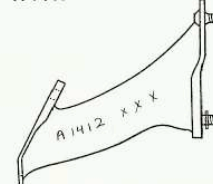
A 1378

Late 1928 thru 1929



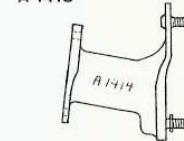
FORDOR 60-A, B, C, TOWN CAR 140A, B

A 1411



S/W FORDOR
160-A, B, C

A 1413



VICTORIA
190-A