

Service Hints

Les Andrews - Technical Director

Torque Values For Model A Nuts & Bolts

The expression, "a little knowledge can be a dangerous thing," is usually true. I have learned this lesson the hard way at times. My thanks to Enrique J. Klein of Los Altos, CA for pointing out to me some stated torque value errors and asking that I reevaluate some of the stated Model A torque values given in previous publications. In most of the previous articles, including some I have written, a specification table is included that comes out of an engineering handbook that shows torque values for the different size bolts, giving bolt size, threads per inch, and torque value for different grade bolts, with dry or lubed threads. It's up to the reader to determine which torque value should be used.







There are many factors to be considered when apply-

ing torque to a bolt or nut: bolt size, bolt grade, dry or lubricated threads, and how many times the threads have been torqued (stressed).

Before torquing a nut or bolt, make sure the threads are dry to obtain a more accurate reading. Clean all threads and make sure they have not been stripped or show evidence of overstressed or stretched threads. Many of you have asked for a chart listing the recommended torque value for the specific torqued nuts and bolts on the Model A. The table below lists the recommended torque values.

For additional information see *The Restorer* article, "Nuts and Bolts for Model A" (September/October 1976, Volume 21, Issue 3).

Model A Recommended Torque Values

Bolt Location	Bolt Size	Tensile Strength psi	Grade	Torque ft. lbs.	Remarks
Differential Carrier Assy	3/8-24	74,000	 2	20	Low Carbon Steel (Original Model A)
Axle Housing-to-Banjo Bolts	3/8-24	74,000	 2	20	Low Carbon Steel
Torque Tube-to-Banjo Bolts	3/8-24	74,000	 2	20	Low Carbon Steel
Rear Axle Nut	5/8-18	110,000		100	Hardened Axle Threads
Wheel Lug Nuts	--	--		64	
Pinion Bearing Preload Nut	--	--	New Bearing	20 in.lbs.	Adjust nut for Torque
			Used Bearing	15 in.lbs.	inch lb. drag on Drive Shaft
Timing Gear Nut	--	--		100	
Pressure Plate Bolts	5/16-18	150,000	 5	20	Replace with Grade 5
Head Nuts	7/16-20	150,000		55	
Manifold Nuts	7/16-20	150,000		45	
Flywheel Hsng-to-Block Bolts	7/16-14	120,000	 5	50	Grade 5 or Better
Flywheel-to-Crank Bolts	7/16-20	120,000	 5	50	Grade 5 or Better
Crankshaft Pulley Nut	-	-		50	
Main Bearing Bolts	1/2-20	-	-	80	
Rod Bearing Nuts	7/16-20	-	-	35	
Spark Plugs	-	-	-	25	