

October-November-December 2011



WORLD

YOUTH NEWSLETTER MODEL **A** FORD CLUB OF AMERICA


Christmas Time

By Sherry Wink

It was several weeks before Christmas and the Sitzman kids were excited! Christmas was their favorite time of the year. All the kids had already spent hours paging through the mail order catalogs, dreaming of those wonderful toys.

Mom Sitzman and Grandma Roberts were already planning their Christmas baking. They had been saving up all fall for this, carefully storing away hoarded stores of sugar, honey, dried fruits, and other hard to come by treats. The traveling Watkins salesman had been by at the first of the month, and Mom had used her egg money to buy the spices they only got at this time of year such as cinnamon, nutmeg, ginger. These things made the kitchen smell so good! Soon it would be time to stoke up the fire in the wood burning cook stove, and fill the ovens with all those goodies. The kids all spent a lot of time each evening anticipating those treats!

Dad had his own Christmas plans going on. All fall he had been gathering nuts in the timber. Now he spent his evenings cracking them for



Mom to use in her baking. And although he and Mom had already sent in the mail order for the kids Christmas presents, he had a secret smile knowing that Mom had no idea about the extra item he had added to the order after she went to bed. Dad had also been putting aside a little extra money for some Christmas surprises.

And now it was finally time to go get the tree! They had been preparing for this special day for the last week, popping and stringing garlands of popcorn, and searching out strands of colored bittersweet berries in the woods. Grandma had brought out all the bits of foil she'd been saving all year. Sharla and Sandy cut out cardboard stars and snowflakes for the younger kids to cover with the foil. Now that all the decorations were ready, they could pick out that special tree!

Dad and Larry climbed into the cab of the Model A pickup, and the boys climbed in the open bed. They were pulling a sledge behind them to carry the tree home on. The girls all piled into Grandma's Tudor Sedan. All of the kids were carrying heated and wrapped bricks to help keep their hands warm. And off they went!

(Continued on page 2)

PAGE TITLE

1	CHRISTMAS TIME
3	KIDS AND THEIR CARS!
3	YOUTH AWARDS
4	ACHIEVEMENT AWARD INFO - 2012
6	SIX DIFFERENT THINGS
7	GRANDPA'S GAMES

PAGE TITLE

8	MODEL A MAZE
9	FORD FACTS
9	KNOW YOUR A
9	AUTO SAFETY
10	WHAT THEY USED TO PLAY WITH
11	RUMBLE SEAT
11	QUIZ

(Continued from page 1)

Although there was snow on the ground, it had not yet gotten deep enough to prevent the merry crew from heading straight into the woods on the sawmill road and from there directly into the heart of the timber. It was really rough and bumpy from all the ruts left by the log trucks, but that only added the fun according to all the kids.

It took quite a while to pick just the right tree that all of the family could agree on, but eventually they find the perfect one. Not too tall, not too short, not too wide, not too skinny, just right! Dad Sitzman made short work of chopping it down, and loading it on the sledge, and then they all headed back home to hot cocoa and sugar cookies.

Grandma Roberts led the way out this time, since all she had to do was follow the tracks they'd made when they drove in. At one point, she noticed that Dad Sitzman had stopped for a few minutes, but she decided he must have wanted to check on the tree. With no further stops, they were all soon back home.


The tree was quickly drug into the house and put in a bucket of water. Dad hooked a wire on the top and anchored it to the wall so the youngest kids wouldn't pull it over on themselves. Mom pulled out the box of special decorations she kept in the closet to add to the tree.



Grandma surprised everyone by pulling out a box of electric lights for the tree. The kids eyes were big when the lights were switched on and the tree glowed! Mom had never allowed candles to be used on the Christmas tree because of the danger of fire. The house had just gotten electricity several years ago, but lights for the tree had always been too expensive. Grandma just smiled. She'd been putting a little away all year for those lights and seeing all those awed faces was worth every penny.

Finally it was time for Grandma to go home. The tree was beautiful, the cookies were all gone, and tomorrow it was time to do more baking. Grandma, waving goodbye, climbed into her Tudor and hit the starter button. She got a strange look on her face when nothing happened. No motor starting, no buzz, nothing! She tried again. Still nothing. She checked her throttle, her spark advance, made sure the gas was on, and the key turned. Still nothing.

Just about then, Dad Sitzman came around from behind the pickup carrying a battery. With a big smile on his face, he said "you just might need this!". All the boys burst out laughing at the look on Grandma's face. It seems that when Dad had stopped on the way back, it was because all the bumps in the road had caused Grandma's battery to fall out! No wonder it wouldn't start now!

Luckily Grandma had a great sense of humor and while Dad quickly lifted the floor boards and re-installed the battery, Grandma was laughing as hard as anybody. And then she climbed back in her little car, and with an "ahooga!" she headed home across the river and through the woods!






A-WORLD

YOUTH NEWSLETTER MODEL A FORD CLUB OF AMERICA

A-World is published by the Model A Ford Club of America for the benefit of youth and the promotion of the Model A hobby.



Editor: Sherry Winkinhofer
AWorldEditor@hotmail.com

© 2011 All Rights Reserved by
Model A Ford Club of America
250 South Cypress Street
La Habra CA 90631-5515

A-World subscription is free, courtesy of MAFCA to youth grades 1-12. Others may subscribe for \$10.00 per year or \$2.00 per issue. Call or write For information, call 562-697-2712 or email AWorldEditor@hotmail.com.

KIDS AND THEIR CARS!



Justin Reed took part in the “nuts and bolts” competition at the Regional meet in Overland Park Kansas last June. He beat some of the adult’s time on getting those nuts on the right size bolts!



Larson Viebrock checks out what it would be like to drive this great old car. This took place at the 3rd “Cruise for A Cause” in Smithville MO.

Ok Readers - it’s that time - I’m running out of pictures to include in the next editions of “Kids and Their Cars”.

Surely someone out there has pictures of Model A fun from the last few years! Grandparent! Where are the cameras? If you don’t have pictures, there’s no better time than the present to get some! And then share them with me! Email or USPS, send me those photos with a little background information. I PROMISE I’ll print them!

2011 Youth Awards



Another great log of Model A fun was received which qualifies another young Model A'er for his Youth Achievement award. I love this part of my job! Congratulations are in order for:

Michael Callander

Michael is in 8th grade this year and lives in Calgary Canada. Looks like an exciting year for him as one of his items is buying a Model A. He spent a lot of hours working on it too, at least 60 hours that ended up in the log (and many more I’m sure!)

Michael appears to be quite involved in his local chapter too, earning points from touring, and writing a report for his club newsletter. He also drew a picture for that newsletter.

He must be quite a writer since he also earned points for several school essays he wrote. (Hey Michael, write some articles for me, I promise I’ll print them!!)

Michael has also filled his year up with visiting a car museum, reading Model A books, and attending meetings and swap meets. And of course reading A-World, and answering the quizzes. Whew! Sounds like a fun year! Great job!!



MAFCA Youth Achievement Award - 2012

The Youth Achievement Award Log is to be kept for one year. This year, we are changing to a calendar year, starting January 1st and going through December 31st.

Listed below are the suggested activities you may accomplish to receive the Youth Achievement Patch. The object is to accumulate meet or exceed the points listed for your grade level. And of course, to have fun doing it!

Here is how the chart works:

- A. In this column is the maximum number of points you can accumulate during one school year - Some activities may be done more than once.
- B. Points for each time this activity is done.
- C. Write in the total points you've earned for this activity.

Points required for each grade: Grade K=40, 1=45, Grade 2=50, Grade 3=55, Grade 4=60, Grade 5=65, Grade 6=70, Grade 7=75, Grade 8=80, Grade 9=85, Grade 10=90, Grade 11=95, Grade 12=100.

For Special Needs Youth, please contact aworld@mafca to work out a program to suit the situation.

#	ACHIEVEMENT DESCRIPTION	A	B	C
1	Wash the Model A. Do not do it unless you have permission.	12	3	
2	Help disassemble a horn and oil it.	10	5	
3	Wash Model A windows, both inside and out.	9	3	
4	Buy a Model A. * Points are half the number of your grade level.	(*)	(*)	
5	Each four hours you work on your Model A is worth one point. * Total possible points is worth half the number of your grade level.	(*)	(*)	
6	Construct or help construct a Model A Hubley model car.	12	6	
7	Enter your Hubley in a club, regional, divisional, or national race.	20	10	
8	Clean or help clean a Model A engine, or vacuum inside of Model A	8	4	
9	Clean or help clean a Model A undercarriage, or wax or help wax the Model A.	8	4	
10	Join the Model A Ad Collectors club.	10	10	
11	Buy or obtain an original Model A ad.	18	3	
12	Change or help change the oil in a Model A	6	3	
13	Help sew a reproduction outfit that you will enter in an era fashion contest.	10	10	
14	Wear era fashion clothing in a parade or to a club meeting. You could also wear your era fashion clothing to school and explain it to your class.	16	8	
15	Sew your own outfit for fashion contest.	20	20	
16	Sew, or help sew a club vest.	20	10	
17	Enter fashion judging at a regional, divisional, or national meet.	30	15	
18	Photo Story. Make a photo story of an activity that involves Model A's or Era Fashions. Explain each picture. Have about 20 or more pictures.	20	10	
19	Write a story for your club newsletter on how someone found a bought their Model A.	10	5	
20	Draw a picture of a Model A for your club newsletter.	9	3	
21	Have an A-World notebook for newsletters and activities sheet.	10	10	
22	Make a poster with a Model A in it and show it at some Model A function.	10	5	

#	ACHIEVEMENT DESCRIPTION	A	B	C
23	Write an essay on the history of your Model A, your local club, or some aspect about the Ford Company. This could be for a school assignment besides for points here.	14	7	
24	Write to kids in another club - chapter either in your country or abroad.	9	3	
25	Answer the Quiz Time questions in A-World.	20	5	
26	If there is a Color page in A-World, send it in. (One time per issue)	12	3	
27	Go on a Model A tour as a passenger.	12	4	
28	Go on a Model A tour as a passenger and write a report for your newsletter.	18	6	
29	Go to or from school in a Model A.	20	4	
30	Take your driver's test in a Model A	20	20	
31	Drive a Model A to a club meeting, picnic, tour, or other club event.	21	7	
32	Pass out brochures at a Model A display that your club sponsors.	12	6	
33	Obtain by gift or purchase a book about Era Fashions or the Model A.	20	10	
34	Visit a car museum. (No report required)	5	5	
35	Visit a car museum. Take pictures if allowed and write a report for your club newsletter.	10	10	
36	Attend a Model A club general meeting, seminar, regional, divisional, or national meeting.	12	1	
37	Go to a retirement or nursing home with a Model A and visit with the residents.	14	7	
38	Have someone bring their Model A to school and show your class.	10	10	
39	Bake some cookies or treats for a Model A meeting, seminar or event.	14	7	
40	Help or be judge with car or fashion judging at a regional, divisional, or national meet.	20	10	
41	Help with car games at a regional, divisional, or national meet.	20	10	
42	Student's choice. * Have an adult MAFCA member okay your idea and assign fair points to your activity. Activity Description:			
Total Points Earned				

As an adult MAFCA member, I hereby certify the person listed below has completed the requirements as listed:

Signed _____ Date _____ MAFCA Member #: _____

Achievement completed for:

Name _____ Birthday _____
 Address _____
 City _____ State/Prov _____ Zip _____
 Phone (_____) _____ Grade this year _____

Send this sheet to the address below when you have equaled or passed the number of points for your grade
 AWorld Achievement Award
 250 S Cypress St
 La Habra CA 90631-5515

If you have any questions, contact A-World editor at the above address or e-mail AWorldEditor@hotmail.com

SIX THINGS ARE DIFFERENT!

Wow, I think she has everything on this Model AA except the kitchen sink! Oh, wait, that's on the other side! But I think that the top picture has lost six things. See if you can find them!

The answers are on page 11, but don't peek yet!



Grandpa's games

You can hop your opponent's and/or your own marbles.

You don't have to make the maximum number of hops, if it works to your benefit to stop in the middle. Some strategies call for blocking your opponents marbles

Once your marbles reach the point of the opposite star, they can't leave again. They can move around in the colored area, but not go back onto the center area.

If you trap one of your opponents marbles in their own star point so they can't move, then you can switch it out with one of your marbles.

The best strategy is to try and form long chains of marble to hop over, while blocking your opponent from doing the same.

There are many variations on these rules, but as long as you all agree on which rules to use before you start, it will be fine!

Have Fun!



Chinese Checkers -

Even though it is best known as Chinese Checkers, this game was invented in Germany in the 1800's. It was called "Stern-Halma" which means "Star-Jump".

When they started making it in America in 1928 they called it "Hop Ching Checkers", but it soon became known just as "Chinese Checkers". People were fascinated with things from Asia at the time. The far off Orient seemed very mysterious. So the manufacturers of the game tried to make it seem more interesting and unusual by making people think it was from China.

The object of the game is to get all of your marbles across the board before your opponents do. Your opponent has to move their marbles out so yours can end up where theirs started

You need an even number of players playing opposite each other. You can play with two players, four players or six players.

You can play with three people, but then play across from empty star points and just race to get to the other side.




Each player has 10 marbles and each player plays a different color of marble. You play moving around the board to the left.

Take turns moving a single marble. You can move one space in any direction or do consecutive hops over other marbles.

You don't capture the marbles you jump over; they all stay on the board and continue play.

Help the Model A find it's way home to it's garage

This coupe wants to spend the night in it's warm and cozy garage. Help it find it's way through the maze!



Ford Facts

Henry Ford had only one child, his son Edsel Ford. A lot of people only connect the name "Edsel" with a Ford car built in the 50's that was a flop. They don't realize that Edsel Ford the person was an important part of the Ford Company's success.

Edsel was very involved in the business and loved stylish, good looking cars. He felt that common everyday things like cars could be considered art, just like sculptures and painting. He once said "Father makes the most popular car in the world. I would like to make the best car in the world".

Edsel also was good at seeing what new inventions could add to cars. Henry hated to change what he knew worked. Edsel was the one that knew you had to use new technology or get left behind. He helped convince his father to add new mechanical designs to the Model A such as better brakes and an improved transmission.



When Edsel took over the Ford Company after Henry retired, he enjoyed building great looking cars. He also enjoyed having unique cars built for himself!

One of the more famous of his custom cars is his 1934 roadster. It last sold for over 1.75 million dollars! It's now been restored and is displayed at the Edsel and Eleanor Ford House Museum in Michigan.



Know your A



Did you know that years ago, gasoline had lead in it? It made gas burn better and it also provided lubrication for the older motors. But lead is poisonous and burning it in gas caused a lot of pollution. Eventually

motor's were designed that ran well without the polluting effects of lead.


Many people ask now about how hard it must be to find leaded gas to run our old cars. But what they don't know is that the Model A was made before lead was routinely added to gasoline. So they run just fine on the unleaded gas that is used today.

There are a lot of stories about other types fuel that you can use to run a Model A, including kerosine, coal oil, and moonshine. And those stories are probably true, but I bet they were hard on the motor and gaskets! Model A's run best on plain old gasoline - no lead needed!

Auto Safety Winterizing Your Model A

In some parts of the country, it is time to start getting your car ready for winter storage. Depending on how cold it gets in your part of the world, there are several things you can help do.

Antifreeze can help keep the water from freezing. Make sure not to spill any. It tastes good to pets but can kill them if they lick up a spill.

In some parts of the country, moths are a real problem due to eating holes in the wool upholstery. Moth balls work but they stink. Put a few cedar blocks  inside and it will smell much better. You can always find these in the closet department at Wal-mart.


Mice can also be a big problem if they get into the car and make a nest in the upholstery. Mouse poison is dangerous around small pets and children. There are some botanical mice repellents you can buy that are non-toxic and work just as well!



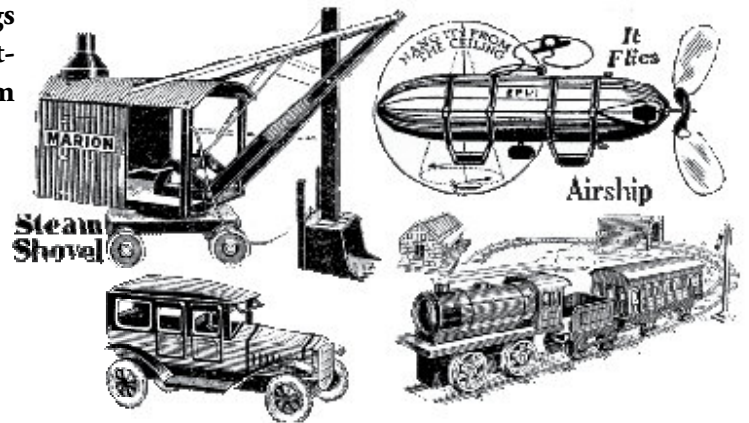
What They Used to Play With

Many times, the only toys children had were what their parents made for them. But for the lucky ones whose parents could afford to buy them, the catalogs were full of wonderful things to dream of for Christmas! Here are a few items that I found in catalogs from the years the Model As were built.

Often, toys were still to help prepare kids for the working world. Toy cook stoves, sewing machines, and kitchen tools were popular for girls. For boys, items such as tool chests, toy tractors, or bb guns were considered a first step to the real thing. Notice the hatchet in the tool box!



Older boys enjoyed cars, trains and flying machines!





Young ladies played with dolls and tea sets.



And of course, indoor and outdoor games were enjoyed by everyone!

Of course fun toys were always sought after too! For the younger sets, teddy bears and other stuffed animals were well loved.





The Rumble Seat Sherry Wink



Quiz Time

Whew!! The last edition of my first year! What an interesting year its been. I've learned a lot doing this newsletter. It's been a lot of work, but it's been fun too.

SO? How am I doing? Has it been fun to read? Are the articles interesting? Or should there be more pictures, less writing? Do you enjoy hearing about the Sitzman kids? Or should I change it up a little and find more writers to tell different stories? More games? Less games? I just don't know!!!!

It will take YOU, the reader to tell me! Without your feedback, how will I know what you like and what you don't like! It's your newsletter, after all! So drop me a note, a letter, an email. Anything will do!

For myself, it's been a great Model A year. Once the weather cooled off, the Old Lady spent a lot of time taking Wink and me all over the countryside. We drove in parades, took in some charitable car shows, a lot of tours, and just enjoyed the heck out of all of it.

But the year's not over yet. We drive the Old Lady all year round, even in the snow. So soon I'll be getting out the Christmas wreath for the radiator and the Santa hats to keep our ears warm, and we'll be ho-ho-ho-ing all over town!



Take a half sheet of paper. Number 1-10. Name at the top right corner. If you share this A-World with others in your family or with friends, make sure you do not write on the newsletter pages. There are two ways to take this quiz: 1) Not looking back 2) Looking back as you take the quiz to find the answers. Try the "not looking" way first!

- 1) What flies and eats wool upholstery?
A) Moths B) Mice C) Crows
- 2) What game was Justin Read playing?
A) nuts & bolts B) apples & oranges C) checkers
- 3) How many total points can you earn going to or from school in a Model A?
A) 15 B) 20 C) 30
- 4) Is there a chicken on that Model A on page 6??
A) Yes B) No C) I don't know, I'm so confused!
- 5) What style of Model A did Grandma Roberts drive to get the tree?
A) Woody B) Huckster C) Fordor
- 6) What does "Stern-Halma" mean?
A) Chinese B) Six sided C) Star point
- 7) What was Henry Ford's son's name?
A) Fred B) Barney C) Edsel
- 8) Why did they used to add lead to gasoline?
A) lubrication B) more speed C) it was cheaper
- 9) Which toy was an early slide projector?
A) Airship B) Tractor C) Magic Lantern
- 10) What did they string for garlands for the Christmas tree?
A) cranberries B) popcorn C) candy

Answers: 1) A 2) A, 3) B, 4) A, 5) C, 6) C, 7) C, 8) A, 9) A, 10) B



YOUTH NEWSLETTER MODEL A FORD CLUB OF AMERICA

PRSR STD
U.S. Postage
PAID
Bothell WA
Permit 227

Model A Ford Club of America
250 South Cypress Street
La Habra CA 90631-5515

Address Service Requested

