



January-February-March 2012



# WORLD

YOUTH NEWSLETTER MODEL **A** FORD CLUB OF AMERICA

## Sledding Fun

By Sherry Wink

The Sitzman kids were excited! Last night, it had snowed, great big fluffy mounds of the stuff! And since it was Saturday, that meant no school. Which meant, that once the chores were done, it was time to try out that new sled they had gotten for Christmas!

On a normal winter morning, it was usually all Mom Sitzman could do to pry the kids out from under the feather ticks. Since the whole house was heated only by the wood stove in the front room and the wood burning cook stove in the kitchen, the upstairs bedrooms got pretty cold at night. Dad Sitzman would get up during the night to keep the fire going, but not a lot of heat made it all the way upstairs.

That's why the feather ticks were so important. A feather tick is like a big blanket sized pillow, full of goose down and feathers. It's called a "tick" because it's made with a fabric called "ticking", a heavy weave with a design in it like lines of check marks (or tick marks as they used to be also called).

Nothing beats sleeping under a warm feather tick on a cold night! But today, everyone of the kids shot out of bed and down the stairs so quick they didn't even have time to get cold.

Larry and most the younger boys quickly ate the hot milk toast that Mom Sitzman had ready, and jumped in the Model A pickup to head to Grandma Roberts. They knew with all of them, it wouldn't take much time to get the work done there.

The girls and little Nick all stayed home and helped finish the morning cleaning and other chores necessary there. Nick wasn't a lot of help, but it was fun watching his earnest little face and his chubby little legs trying to keep up with everyone else, insisting "I help!".

Soon, the boys were back, the chores were done, and it was time to pull the sleds out of the barn! Between all the kids, they had two sleds, the new one, and the old reliable one they had for years! It was getting a little rusty, but Dad had polished and waxed up the runners so it still had no problem getting down the hills! Dad had also found some big old scoop shovels that he sent with them.



Mom wrapped all the little ones up in wool socks and mittens with knitted hats and scarfs wrapped around their necks.

(Continued on page 2)

PAGE   TITLE

1	SLEDDING FUN
3	A CAR AND HER KIDS!
3	AUTO SAFETY
4	THE BIGGEST CHRISTMAS PRESENT DELIVERED
6	SIX DIFFERENT THINGS

PAGE   TITLE

7	GRANDMA'S AND GRANDPA'S GAMES
8	MODEL A WORD SEARCH
9	FORD FACTS/KNOW YOUR A
10	VINTAGE VALENTINES
11	RUMBLE SEAT
11	QUIZ

She also tucked some heated rocks into their pockets to help them keep warm. And so off they all went, to find the biggest, slickest hill they could!

It took a while to find a hill they could all agree on. It had to be tall enough to be fun, but not so tall it would be too hard for the little ones to keep climbing back up. It had to be straight enough so that you wouldn't hit trees, and it needed a minimum of rocks for the sleds to hit and be broken on. But after over an hour of trudging through the snow, they all finally settled on the perfect hill, and the fun began!

The kids all spent several hours sledding down that hill! With only 2 sleds and 11 kids (Sharla didn't go, she was still at Grandma's learning to crochet, too cold for her!), they still had a great time. The younger ones sat three to a sled going down just the lower part of the hill. But Larry, the twins, and the three little boys (Leonard, Sam and Stan) all piled on top of each other laying down on each sled. Stacked that high, the top person had to be really skilled at leaning the right direction as the sled sped down the hill, or it quickly ended in a spectacular rollover halfway down the hill!

And you're probably asking, why did they take the shovels? Well, that's because a big scoop shovel makes a great substitute for a toboggan if you sit on the blade with the handle between your legs in front to steer with. Dad Sitzman had waxed the bottoms of the shovels too, so they went down the hill as fast or faster than the sleds! And they got plenty of use too, whizzing down that long hill!





But eventually, after a few hours, it became time to think of going home. The little ones were getting tired and cold, and even Larry had to admit he was soaking wet from all the crashes he'd had. And they realized that it was starting to get colder by the minute.

None of them were looking forward to the long cold walk home, and the littler kids were starting to sniffle and looked ready to cry. Larry and Suzanne lifted the two youngest onto their shoulders and headed the whole

crowd home. But just then, while they were wondering how they'd get home without someone crying, around the corner of the road came a wonderful surprise! It was Dad Sitzman in the Model A!

He had the roof on the pickup bed, and inside it was full of warm straw, quilts, and a heated brick for each kid! Mom Sitzman had also sent a thermos of wonderful hot cocoa to warm them up on the way home and a sack of cookies too!

So instead of trudging cold through the woods, the Sitzman kids rode home warm in style. All in all, it had been the perfect day! They barely managed to stay awake through supper and were all tucked back under their feather ticks way earlier than normal, each and every one of them dreaming about the next great snow day adventure!




# A-WORLD

YOUTH NEWSLETTER MODEL A FORD CLUB OF AMERICA

---

A-World is published by the Model A Ford Club of America for the benefit of youth and the promotion of the Model A hobby.



Editor: Sherry Winkinhofer  
AWorldEditor@hotmail.com

© 2011 All Rights Reserved by  
Model A Ford Club of America  
250 South Cypress Street  
La Habra CA 90631-5515

A-World subscription is free, courtesy of MAFCA to youth grades 1-12. Others may subscribe for \$10.00 per year or \$2.00 per issue. Call or write For information, call 562-697-2712 or e-mail AWorldEditor@hotmail.com.

## A Car and Her Kids



Look close, and you'll see the "Old Lady" peeking out at you from the middle of all those kids! It was the end of the day after a long dusty tour, and decided it was time for the "Old Lady" to have a "spa" treatment! We definitely made the day of this youth group doing a car wash fund raiser!



Ethan Edwards enjoys his Uncle Kenny's 1929 Tudor in Smithville MO. He's starting out as just a passenger, but I bet some day he'll be behind the wheel!

Ok Readers - it's that time - I'm running out of pictures to include in the next editions of "Kids and Their Cars". Surely someone out there has pictures of Model A fun from the last few years! Grandparent! Where are the cameras? If you don't have pictures, there's no better time than the present to get some! And then share them with me! E-mail or USPS, send me those photos with a little background information. I PROMISE I'll print them!

## Auto Safety

Would you know what to do if a Model A you were riding in had a flat tire? In the old days, this was very common, due to the bad road conditions. But even today, it happens!



That's why it important to make sure that spare tire on the back of the car isn't just there to look pretty! It's a good habit to make sure it has air before leaving on each trip. While you're at it, check to make sure it's in good shape with no cracks and good tread.

If you have a good spare, then all that's needed is change out the tires, and hit the road again. But even then, there are a few things to be careful about!


First, NEVER use the original jack that came with a Model A. They are so old, they could fail at any time. And that would be very dangerous. So use that vintage jack just for display, and make sure to carry a modern one for the real work.



Before even starting to use the jack, the lug nuts should be broke loose first. That way the car won't roll of the jack when you push on the wrench.

Put blocks behind the wheels so the car doesn't slip roll when it's jacked up. Make sure the jack is lifting on the right place and is solid. Don't lift on the bumper or pipes. It should be pushing against the axle so it doesn't slip.

Once the tire is changed, make sure to tighten the lug nuts tightly so the tire doesn't come loose later!



And just in case you forget to check the air, it's always a good idea to carry an air pump of some type, like Scott did when his huckster had it's flat! (See page 8!)



# The Biggest Christmas Present Delivered

By Michael J. Callander (14)

What was a dream became a question on Santa's lap; what was a question on Santa's lap became a reality and a project of a lifetime.

Back when I was in grade 5, my class decided earn our own money to pay for our City Hall School week trip in Calgary, Alberta, Canada. The cost was \$54.00. I got inspired while earning money and started thinking of other things I could earn money for. I finally decided I wanted to restore a Ford Model "A" and knew it would be pretty expensive. I started saving up and dreaming what Model "A" I might restore.



Three years later, at our Model "A" club Christmas party, I was Santa's elf and got to hand out presents to the children and youth (as no adults were brave enough to sit on Santa's knee). I too got my turn on Santa's knee. When he asked me what I wanted for Christmas, I said, "A Model "A" to restore." Santa said something like "Santa will see what he can do." In the end, I got a Model "A" calendar for Christmas.

A few months later, as I was prepared to go to our club meeting, my dad told me a message that had been passed on from a club member to my dad. The message was that someone in our club had heard my request to Santa for "A" restoration project. He did some serious thinking and planning since the previous Christmas party and had an idea. Before this message was passed on to my dad, I had put in an order with the member to Snyder's Antique Auto Parts for a Roadster Pick-up T-shirt, which was the Model "A" I wanted to restore. He saw my order and added on to his idea.

His idea was to sell me for a very cheap price (considering the condition) his Model "A" Roadster Pick-up that needed a complete restoration. He would provide the space, use of tools and some required parts for the restoration. It just so happened this was the exact vehicle I was hoping this particular member would sell so I could buy it and restore it.

(Continued on page 5)



(Continued from page 4)

We went up to have a peek at the 1928 AR Model "A" Roadster Pick-up (my preferred year) and then the restoration started. There was no top, nor seats, nor any upholstery whatsoever, so we first removed the rear and front fenders headlight bar, box and parts in and around the box. We removed the steering so that we could remove the cab without lifting it too high. We then took off the running boards and splash aprons. Once the chassis was all exposed, we removed the engine, wheels, rear and front end. We made an inspection of the frame and determined it would do better as an engine test stand as well as for painting the front fenders.

We located a different frame, cleaned it and painted it with the help of my loyal friend. We sandblasted a bunch of big parts at an outside facility and painted the parts for the front end. It was nice to put those parts on the frame. We put the spindles and kingpins in, which were a "fun" to remove during the disassembly of the front end (oh...those @#&\*%! kingpins), because they wouldn't come out with anything weaker than a 100 ton press!

Recently, I put on the tie-rod, both of the brake shafts, the shock absorbers and the rear spring. So far, this project has been a great opportunity to learn, problem-solve, laugh and feel the great feeling of bringing something back from the past. I can't wait to progress and eventually start the body work...



The chassis during disassembly.



Painting the frame.



The front end in place.

← My frame and I. Progress to date. →



## SIX THINGS ARE DIFFERENT!

You have to be like a Boy Scout when you drive a Model A and be prepared for anything. But I think Scott has lost six while he's been pumping up that tire. See if you can find what's missing from the tope picture.

The answers are on page 11, but don't peek yet!



# Grandma's and Grandpa's games

Not every game needs a lot of parts or comes in a box. Kids of the Model A era were just like most other kids. They were good at coming up with ways to entertain themselves with anything at hand. And mom's were the same way too! When the weather was too bad to go outside, there was no TV or video's or computers to play on. Fun was what you made it!

This month, I've included some games I found in a 1933 book that was printed by "Cream of Wheat" breakfast cereal! Cream of Wheat is still sold today, so if you haven't tried it, now's a good time! Have some for breakfast and then try some of these rainy day games the next time you get a chance! I'm not sure why a breakfast cereal put out a book on games, but I bet it made them a lot of friends with all the moms!

Once you read about these games, try them at the next family gathering you go too. I bet other people will enjoy them as much as you do!

## ONE SNOWY MORNING

ONE Saturday morning the ground was white. The boys and girls of the neighborhood were out with sleds and shovels almost before breakfast. All except Henry, who was just getting over a sprained ankle. "Just my luck!" he grumbled, looking out at the beginnings of a snowman on the lot next door. "It's too bad," his mother agreed, "but maybe it won't be such a lonesome day after all. Here's Dick coming in to see you now." Dick looked like a snowman himself. After he had taken off his snowy outside things, he and Henry sat down to the small game table. "Want to play 'Tit-tat-toe' first?" asked Henry. "All right," agreed Dick. "I like 'Tit-tat-toe.'"

### TIT-TAT-TOE

Henry drew two parallel lines part way across the paper. Then he drew two lines up and down through the first lines, making a little box in the center. "I'll have a zero for my mark," said Dick. "I'll have a cross for mine," said Henry. Each boy was going to try to get three of his marks made in a row. Dick had first turn and made a zero in the center. Henry was next and put his cross in the corner. Both boys watched so carefully that neither one was able to get three of his marks in a row. They said that was a draw. They took another piece of paper for the score sheet and put down "Henry," "Dick," and "Draw," and put one mark under "Draw."

o	x	o	x		x
x	x	o		x	o
	o	x	o	o	x


The next game Dick won and cried out, "Tit-tat-toe, three men in a row!"

After they had been playing for a little while,

Mother came up and said, "I'll show you how we played it when I was a girl." Then she gave Dick three black buttons and Henry three white buttons. "You use buttons instead of making marks." "And that won't take so much paper, either," said Dick. The game went on with the buttons. "What was your other game with pencil and paper?" asked Henry. "I'll show you," said Dick, reaching for a clean sheet of paper.

### BOX

Dick made a whole row of dots across the paper. Below each dot he made more dots until the paper was filled with dots in rows. "We take turn about," said Dick. "Each turn we can draw a line from one dot to another next to it. The point of the



game is to draw the last line of a square or box and put your initial in it. The one who gets the most boxes wins the game. After you do get a box and put your initial in it, you have to draw another line as part of your turn." At first it was not very exciting, as it was so easy to draw lines that did not make boxes. But later on the players had to be very watchful. Toward the end, whole rows of boxes could be made in one turn.

Later in the morning Paul came wading through the snow to see Henry. After the boys had talked a while, Mother asked, "Did you two boys ever play a game with riming words?"

### RIMING WORDS

Mother was It and said, "I'm thinking of a word that rimes with hat." Henry and Paul had to guess what the word was, but they must not ask

directly. Paul thought of cat, but he could not ask "Is it cat?" He asked, "Is it an animal that is a pet in many homes?" Mother said, "No, it is not cat." She had to do some guessing too. Henry asked, "Is it an animal that a cat often catches?"

Mother said, "No, it is not rat."

But when Paul said, "Is it a small animal that flies about at dusk," Mother said, "Yes, it is bat." Then Paul became It and thought of a word.




The boys thought the game was great fun. They went on playing it with Grace and Margaret when they came in, all bundled up. Later Margaret suggested another game.

### BIRDS FLY

Margaret was It. She would call out, "Robins fly!" and make her hands go as if they were flying. The others would make their hands go, too. If Margaret said, "Dogs fly!" (or something else that doesn't fly) she would make her hands go just the same, but the other players must keep their hands quiet. Anyone who made his hands fly at the wrong time was out of the game. There was great laughter when Grace made a donkey fly. Paul was the last one to miss and so he became It for the next game.



"This game is like another one I know," said Paul. "Let's sit closer to the table and play it."



### HORNS

Paul was It. He put his thumbs down on the table, his fingers doubled under. The other players did the same thing. Paul would say as fast as he could, "Cow's horns up!" "Goat's horns up!" and everyone had to put his horns or thumbs up. But if Paul said, "Lion's horns up!" or any animal that didn't have horns, and a player put his thumbs up, that player was out.

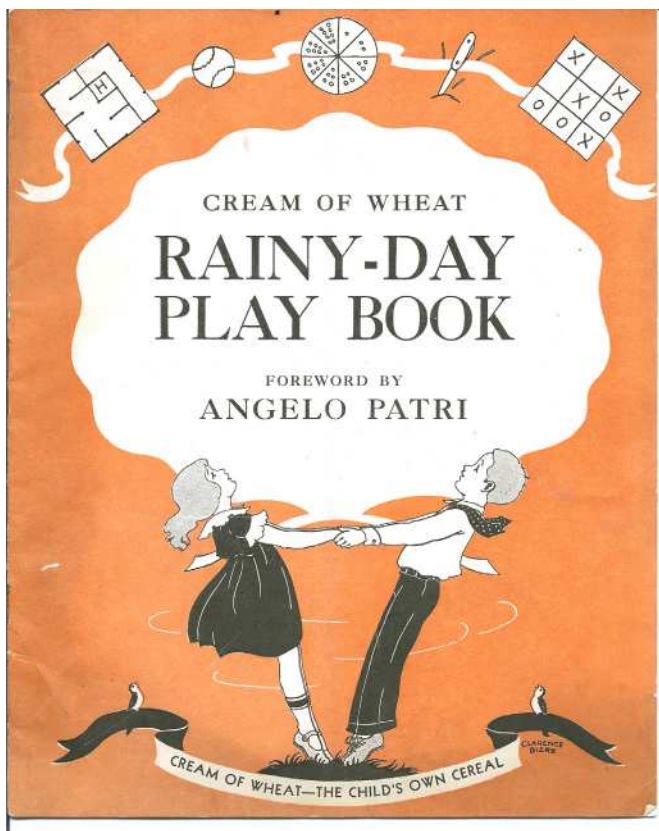


"My big cousin John, who is a real artist, showed me a dandy game," said Henry eagerly. "Paul, get four pencils and four pieces of paper from my box over there," and Henry started clearing the table while Margaret and Grace helped. They all sat around the table.

### PICTURES TO ORDER

Each player had a pencil and sheet of paper. Henry started and said, "Draw a pond." All four drew a pond on their paper.

It was Margaret's turn next. She said, "Draw a house by the pond." All players drew houses by their ponds. Next Grace said, "Put a swan on the pond." Then Paul said, "Make a road go by the house." They took turn about, saying what was to go into the picture, until the papers were filled. Then they put the drawings in a row, and voted which one would be exhibited for the best picture.



# Model A Engine Fun

F J T R G K G C U C R A N K C A S E H J A C D R I  
 A Y E U L L E N D O R R N S G Q E G Y N U E T E Y  
 N G C M N E K N I C B E E Z F J R N N C O Q E T B  
 B G A D W E E K Z R U H E B N E L V I I W Y M F L  
 L U M Y K H K C F E N S D I X M T U L L R Z A I O  
 A L S B G W Z O A H X A L T W I L P X B L A C L C  
 D P H G Z Y L Z Y R J W E K M J U N F G B E E T K  
 E K A N M L R T M Z B P E I P M E T S D A W U B Q  
 U R F I X F O L R L P U N N P F K T N R Z S L F Y  
 N A T R A W T L P A E G R U N U S L S A G L K K Q  
 N P E P Z H U A T M G D B E L T C O N D E N S E R  
 E S C S K V B E Q E K U O P T X F B V I R J J K T  
 S L T D Z J I S A Z U Y N M C O I T G A H M X A Q  
 H T W J W D R R U N Q K V D G R R N H T A E F V T  
 H F N I R Y T C V J C G Y B L B I K W O M P A E E  
 Z M V I C Z S C A I D E K H Q H O T V R C A Z D J  
 E K O L O F I V N F E N H J S T I K C A P J E T N  
 N T V Y T P D E V L R E K U W Q B M X P V C T F I  
 I B Z M T B R N B X E R B H A N A P L I O Z U M A  
 G C M V E A N T L A T A V P M U P R E T A W K O M  
 N W P L R B F U J C R T N O T S I P M H E P N H C  
 E V F Y P B G R K O A O Y Z M A D L O F I N A M L  
 G F U N I I P I O I T R M N V M I Z S M M G Y G A  
 S H Y A N T G A I L S H D U T S B B K Y E A F B M  
 X Y E L L U P C P K L W O B T N E M I D E S C M P

BABBIT  
 BEARING  
 BELT  
 BLOCK  
 BOLT  
 BUSHING  
 CAMSHAFT  
 CAP JET  
 CARBURETOR  
 CLAMP  
 COIL  
 CONDENSER

COTTER PIN  
 CRANKCASE  
 DISTRIBUTOR  
 FAN BLADE  
 FLYWHEEL  
 FUEL LINE  
 GASKET  
 GENERATOR  
 HEAD  
 JETS  
 LIFTER  
 MAIN JET


MANIFOLD  
 NEEDLE  
 OIL PAN  
 OIL PUMP  
 PISTON  
 POINTS  
 PULLEY  
 RADIATOR  
 RING  
 ROD  
 SEAL  
 SEDIMENT BOWL

SPARK PLUG  
 SPRING  
 STARTER  
 STUD  
 TAPPET  
 TIMING GEAR  
 VENTURI  
 WASHER  
 WATER PUMP  
 YOKE NUT



## Ford Facts/Know Your A

Did you know that although a Model A's wheels are about the same width apart as a modern car, the cars today weigh almost twice as much? The typical Model A weighs about two thousand five hundred pounds while a modern car is closer to four thousand! That's almost 2 tons!



Why such a difference, you ask?


Well, the answer seems simple. A Model A body is basically a thin skin of steel, with a wooden frame inside. Instead of the doors being even with the outside of the wheels like today's cars, an "A" has a narrow body with wheels that are on the outside of it.

The roof is mostly chicken wire covered with cotton and vinyl! New cars have a lot more metal, glass, internal safety structure and bracing.

And compare what it looks like under the hood on each car! A modern car engine compartment has so much packed so tight, it's almost solid!

But the other side of the picture is, that new cars would be even much, much heavier if it wasn't for all the new lightweight but strong materials that scientists have come up with such as plastics and carbon fiber composites. That's important, since the more weight, the more gas it burns to drive.

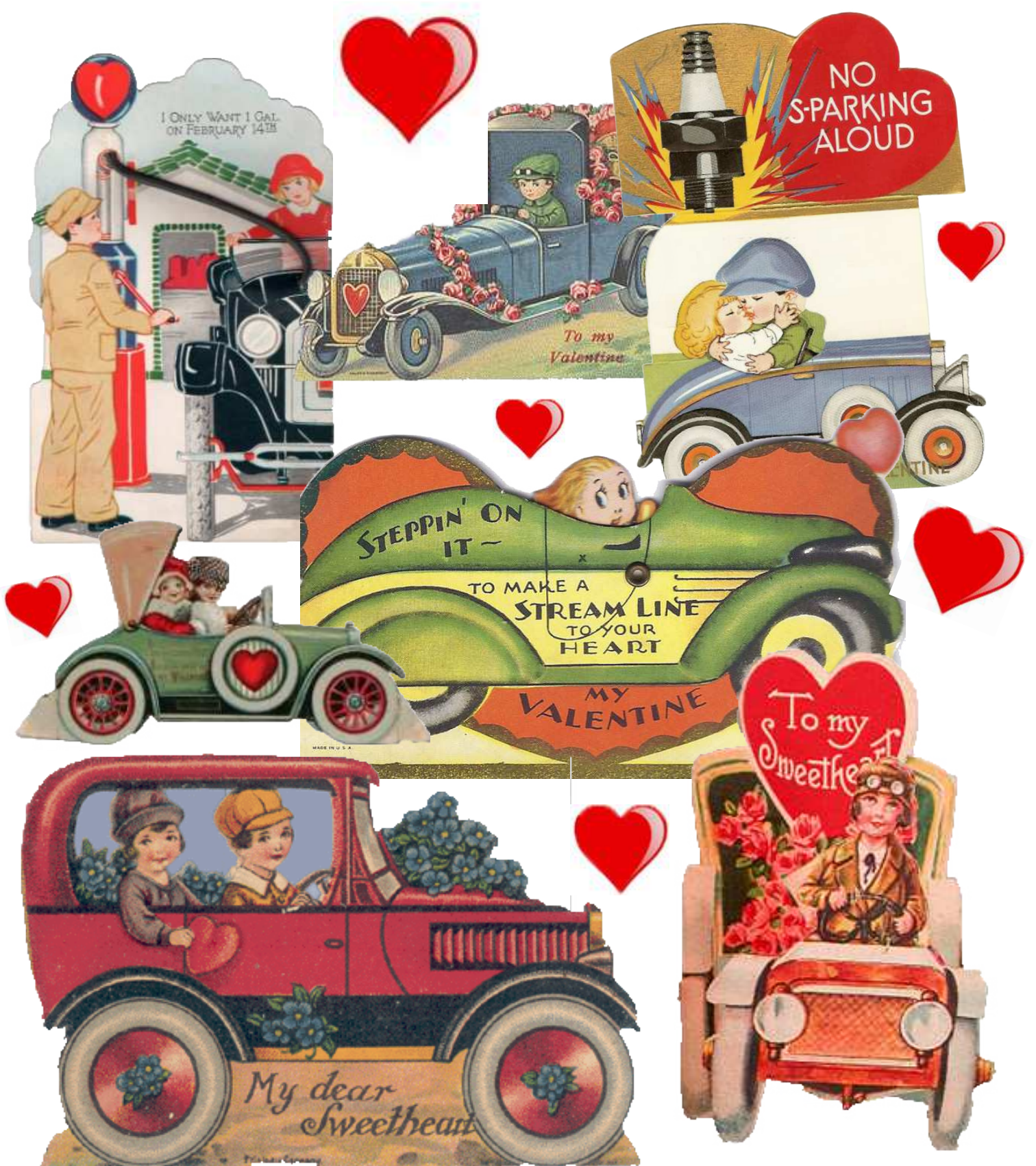
But, it's important to remember this weight difference when driving your "A". Drive defensively, because, in the long run, the heaviest vehicle always wins in a crash. And that's something every "A" owner does their best to avoid! Safe driving!




# Vintage Valentines

Kids and cars have been popular together since the automobile first came out.

Check out these valentines I found from around the years a Model A was new!





The Rumble Seat  
Sherry Wink

I don't know about your part of the country but right now while I'm writing this, it's really cold outside. I can't complain, it's been a very nice winter so far, but this week I think it's trying to catch up on the cold days! So right now, the "Old Lady" is snug in the garage, dreaming of warmer days.

And once those warmer days arrive, one of the first things on my list is to learn how to drive the "Old Lady" better. Due to some changes in my life, if I want to take her out, I'll need to drive her myself. So I have some teachers already lined up, and also some co-drivers ready to go with me. So I plan to be go touring and keep her running down the road with the rest of her friends as often as possible! And of course that let's me spend time with my friends too!

That's the nice thing about being part of the Model A family. It's not only about having fun with a Model A but it also about all the nice people you meet doing it!

I hope you are all having fun out there with your friends and Model A's too, and don't forget to send me pictures and stories about that fun! After all, this is your newsletter and I would love to fill it up with stories and pictures about YOU!

Write me or e-mail me and I promise that I'll print everything you send me! Looking forward to hearing from you soon!



Quiz Time

Take a half sheet of paper. Number 1-10. Name at the top right corner. If you share this A-World with others in your family or with friends, make sure you do not write on the newsletter pages. There are two ways to take this quiz: 1) Not looking back 2) Looking back as you take the quiz to find the answers. Try the "not looking" way first!

- 1) How many sleds did the Sitzman kids have?  
A) Two B) None C) Twelve
- 2) What year car was Ethan Edwards riding in?  
A) 1928 B) 1929 C) 1930
- 3) Never use the original \_\_\_\_\_ in a Model A.  
A) Tire B) Motor C) Jack
- 4) What style of Model A did Michael get for Christmas?  
A) Tudor B) Roadster C) Pickup
- 5) What did Scott forget to do before leaving on a tour?  
A) Check his spare B) Get gas C) check his water
- 6) What game was played with "x"s and 'o"s on a rainy day?  
A) Box B) Tit-Tat-Toe C) Tic-Tac-Toe
- 7) Which of the below words is in the word search on page 8?  
A) Babbit B) Rabbit C) Habit
- 8) Does a Model A weigh more or less than today's cars?  
A) less B) more C) they are the same.
- 9) What do all the valentines on page 10 have in common?  
A) Cars B) Hearts C) A & B
- 10) A feather tick is:  
A) A fluffy bug B) candy C) A type of blanket

Answers: 1) A 2) B, 3) C, 4) C, 5) A, 6) B, 7) A, 8) A, 9) C, 10) C



YOUTH NEWSLETTER MODEL A FORD CLUB OF AMERICA

PRST STD  
U.S. Postage  
PAID  
Natick MA  
Permit 61

Model A Ford Club of America  
250 South Cypress Street  
La Habra CA 90631-5515

Address Service Requested

