




April-May-June 2014



# WORLD

YOUTH NEWSLETTER MODEL A FORD CLUB OF AMERICA

## FAMILY REUNION

By SHERRY WINK

There was excitement in the Sitzman home this week! The family reunion was on Saturday, and the kids just couldn't hardly wait! It would be a day with so much great food, they would get to see all of their cousins, and it all just added up to so much fun, they couldn't wait for Saturday to get there!

In the meantime, there was a lot of work to be done! Mom Sitzman and Grandma Roberts had been baking up a storm! By Thursday they had already filled the cellar with platters of cookies, and delicious cakes. Putting these goodies in the cellar accomplished several things—it kept them cool and fresh, and it kept them safe from all the kids that kept finding excuses to detour through the kitchen hoping to grab a few cookies on the way through!

Mom Sitzman wasn't totally heartless. She kept a small tray of cookies that she occasionally turned her back to when it wasn't too close to dinner. It wasn't just little hands reaching either, Dad Sitzman made a few suspicious trip through that busy room too!

On Friday, Grandma insisted on getting the potatoes and eggs boiled so they could cool overnight before making the potato salad. She also had the girls help peel the apples to make her famous apple salad. It had black walnuts, apples, and vanilla pudding, all stirred up together in a scrumptious dish.

Mom Sitzman and Grandma cooked up huge skillets of crispy fried chicken all day. They left enough for supper that night, but most of it was headed to the reunion the next day!

Finally the day had come! Dad Sitzman had hooked a trailer to the pickup so he could carry the goodies and the kids. He loaded up some watermelon that he had been keeping cool in the creek and Mom and Grandma sent out basket after basket of yummy smelling goodies. Then they loaded up the kids in the Model A's (counting noses to make sure they had them all!) and off they went to Coryell Park!

Coryell Park was so much fun! It had a log cabin, a hanging suspension bridge, and three wooden bridges that separated park areas. It had a little chapel where people got married, an auditorium where dances were held, and little play house that had once belonged to the Coryell's little daughter. It had a bell tower where you could ring the bell, a big fountain with goldfish, and a treasure house that held wonderful items from the Coryell's travels around the world.

The playhouse had a little sofa, dry sink, and table and chair set. This was the favorite place for all the little girls in the family, and as soon as the Sitzman family pulled

*(Continued on page 2)*

<u>PAGE</u>	<u>TITLE</u>	<u>PAGE</u>	<u>TITLE</u>	<u>PAGE</u>	<u>TITLE</u>
1	FAMILY REUNION	7	SIX DIFFEREN THINGS	9	ANSWERS TO PUZZLES
3	AUTO CLOCKS	8	MODEL A ADVERTISING	10	COLORING PAGE
4	GROWING UP WITH GRANDPA'S A'S	8	GRANDPA'S GAMES	11	RUMBLE SEAT
5	MORE GROWING UP WITH GRANDPA'S A'S	9	VINTAGE CAR-TOON	11	QUIZ
6	KIDS WITH A'S	9	VINTAGE TOOL		

(Continued from page 1)

in, that is where most of the girls headed to meet their cousins. The older girls joined their cousins in the grass, weaving clover chains and catching up on everything that had happened over the summer.

The boys dutifully helped unload the trailer and then dashed off to the log cabin to find the guys! Mom Sitzman yelled at the three little boys, Leonard, Sam and Stanley, to stay out of the creek, but she knew that it was a useless gesture! Trying to keep those kids out of such a boy magnet was just dreaming!

Sure enough, it wasn't more than a few minutes later when the three little boys "casually" strolled by, angelic smiles on their faces, pants rolled up, and feet muddy. Grandma was going to stop them, but Mom Sitzman just shook her head and smiled. The truth came out a few minutes later when cousin Ellen ran by screaming while the three "angels" chased her laughing as they held a small garter snake held in front of them, waving it at her.

The grownup stayed around the picnic area, talking as they laid out the food. There was a lot to catch up on as man of them lived a long ways away, and only got to see each other once a year at this reunion. Cousins, Second Cousin, Great Uncles, they all were here.

Mysteriously, just about when it was all done, the kids all showed up all at once, starving and ready to eat! And eat they did! Everyone of the Aunts had brought their specialty dishes, and you just had to try a little (or a lot) of everything! Some of the older boy's plates were piled so high, it was a miracle they made it to the table without at least some of the goodies sliding off the top! But none did and it was quickly eaten, and then the plate taken back to do it again! It was amazing how fast that food was disappearing.



During the meal, while nobody noticed, Dad Sitzman pulled the still unhappy Ellen over to one side. When they got done talking, the smile was back on her face. Actually, a big grin was spread across it. Anybody watching would have been suspicious, but the three little boys were way too busy eating to notice.

About the time everyone was making ground on getting all the desserts taken care off, the little boys were shocked to find out that their favorite cookies they had been looking forward to so much were missing! Surely Mom hadn't left them at home! Dad noticed their dismay, and with a laugh told them that he was sure he had seen them in the big picnic basket over by the tree.

The three little boys rushed over to the basket, pushing and shoving, each anxious to be first to the cookies. They all reached the basket about the same time, and lifted the lid wide. But instead of cookies, out jumped the biggest bull frog they'd ever seen. They were so startled, they all yelled and fell back on their back sides.

The entire group was watching by this time, clued by Dad Sitzman. A roar of laughter broke loose, with Ellen laughing the loudest! Uncle Bob had helped her get her revenge! Seems he had noticed the frog while he was unloading the food, and decided to give the three little boys a bit of their own medicine!


At the end of the day, what little food was left was packed up, the kids were rounded up, and the last good byes were said. And then the Sitzman family rolled out of the park in their Model A's with promises to everyone that next year they would do it all again.



# A-WORLD

YOUTH NEWSLETTER MODEL A FORD CLUB OF AMERICA

A-World is published by the Model A Ford Club of America for the benefit of youth and the promotion of the Model A hobby.



Editor  
Sherry Winkinhofer  
AWorldEditor@hotmail.com

© 2014 All Rights Reserved by  
Model A Ford Club of America  
250 South Cypress Street  
La Habra CA 90631-5515

A-World subscription is free, courtesy of MAFCA to youth grades 1-12. Others may subscribe for \$10.00 per year or \$2.00 per issue. Call or write for information 562-697-2712 or email AWorldEditor@hotmail.com

# Model "A"cessories

## Clocks

Model A's and indeed most cars of this time, came pretty bare inside compared to the vehicles we have today. But there were lots of ways to dress them up! One of the popular items was to add a clock. Now, Model A'ers had to be a little more selective as where to mount a clock. Many of them were designed to be screwed mounted on the dash. This doesn't work on a car where the dash is also part of the gas tank! But as you can see, there were still quite a few choices to pick from!

### NEW HAVEN 8-DAY CLOCK MIRROR

**Note Our Low Price!**  
The latest development in high-class clock mirrors. Neat, compact, with a smart, clean-cut appearance that adds a final touch of distinction to any car interior. Follows the modern vogue for color. Mirror is made from finest **NON-GLARE** beveled French plate—7" long, 2 1/4" wide, with **GENUINE SHOCK-PROOF, 3-DAY, TWIN MAINSPRING, NEW HAVEN CLOCK**. Supplied in two beautiful colors—**GOLD** or **AMETHYST**. **EASILY ATTACHED**—sized to fit present mirror bracket in the car.

- 8742 — New Haven 8-Day Clock Mirror, Amethyst Glass **6.65**
- 8743 — New Haven 8-Day Clock Mirror, Gold Glass..... **6.65**

It was quite popular to upgrade the rearview mirror with a bigger version including a clock mounted directly in the mirror.

### The Newest Sensation— COMBINATION CLOCK MIRRORS



**Another Triumph of PEP BOYS Merchandising!**  
Once again the PEP BOYS score with the newest sensation—**COMBINATION CLOCK MIRROR—at the WORLD'S LOWEST PRICES.** The handiest which has yet been offered—a good quality 30-hour clock and rear view mirror all in one. Glass is of highest quality plate with beveled edges. **RELIABLE 30-HOUR MOVEMENT** is mounted right in the face of the mirror at the right hand side, so as not to obstruct the vision. Supplied in plain silver, tinted no-glare or gold no-glare as listed below. No trouble to attach—simply slide old mirror out of bracket on car and slide this new combination clock mirror in its place. **It Will Pay You to Visit Your Nearest PEP BOYS STORE**

8730—Combination Clock Mirror, plain silvered glass 2 1/2" x 7", oblong rounded corners.....	<b>1.79</b>
8731—Combination Clock Mirror—dark tinted no-glare glass 2 1/2" x 7", oblong shape, rounded corners.....	<b>2.39</b>
8735—DeLuxe Combination Clock Mirror, gold no-glare glass 2 1/2" x 8", oval—beautifully designed clock dial.....	<b>2.95</b>

This clock has numbers and hands that glowed in the dark. The radium used is now known to be radioactive and dangerous.

### Day-Nite Clock With Luminous Dial

A handy inexpensive automobile clock, easily attached to your dash where it makes an attractive and reliable timepiece visible both day and night. Figures and hands are especially treated to insure easy reading in the dark. Requires only a 1/4 inch hole in the dash. Ship. weight, 1/2 lbs. **B238—Nickel Finish case, with Luminous Dial\*\* 2.85**



### Gear Shift Ball Clock



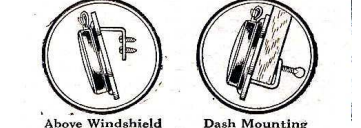
Puts a reliable clock right at your finger tips, where you will never forget to wind and set it. "New Haven," 30 hour movement. Luminous hands and numerals. Non-breakable crystal. Nickel finish, diameter 2 1/2". Stem wind and set. Spring cushion constructed case protects against damage from vibration. Screws onto lever, can be installed by anyone in a few minutes. Practically theftproof. All we need to know is make, year and model of car.

Here's a fun version that mounts on the gearshift. I wonder how durable it was?

- A5070—Gear Shift Clock, complete..... **4.45**

### Jesco Auto Clock 30 Hour Movement

Reliable American make guaranteed for one year. Run and thoroughly tested before leaving factory. Has unbreakable crystal. **Case** Case made of Brass, Chromium Plated which insures lasting finish. Complete with clamp-bracket and special screws which permits easy installation in either steel or wood. The Jesco Autoclock has the style and appearance of the much higher priced Automobile Clocks.



**Above Windshield Mounting** Furnished with Combination Bracket for clamping to Dash or Mounting above Windshield. **B5960—With Plain Dial, Each..... \$2.95** **B5951—With Luminous Dial, Each..... 3.35**

These two solved the gas tank problem by clamping on. The one on the right even states it will fit a Model A Ford!


### COMBINATION CLAMP-ON OVERHEAD CLOCK



**Regular \$3.50 Value!**  
**Easy to install. No cutting of dash—not even a single screw hole to mar the instrument board. READY FOR INSTANT ATTACHMENT TO ANY CAR, INCLUDING MODEL "A" FORD.** The car owner can do it himself. Heavy clamp insures rigidity. 30-hour movement, stem wind and stem set. By turning clock in opposite direction in case, it can be mounted overhead, using one screw for attaching—**NO DRILLING.** Octagon shape—base 3 1/2", dial 2"; well constructed movement. Beautiful case, chromium plated. Has white dial and black numerals and hands. **9070—Clamp-on and Overhead Clock..... 1.89**

This clock wound up by turning the rim, instead of a knob or stem. With a 12 day movement like on this one you only needed to wind it once a week or so to keep it running.

### Rim Wind, Rim Set, Auto Clock



This is one of the finest cowl dash model clocks obtainable. Rim wind and rim set. Twelve-day movement eliminates necessity of rewinding and setting if you do not use your car every day. The movement has a straight line escapement. Perfect in workmanship. Winds and sets by turning the rim. No keys to lose, no faking the clock out of the case to wind it at the back. In black and nickel finish. Is made to fit flush with a dash, and is especially adapted for use on cowl-boards. Installed by many manufacturers in their late models. Has 2 1/2-inch silver dial, with second hand as illustrated. Ship wt. 2 lbs. **B236—Each\*\*..... 9.75**

### "Empire" Clock


The "Empire" Clock is about the neatest and most compact auto clock made, and is one of the most efficient and durable, because of its superior construction and perfected jewel movement. It has an 8-day jeweled movement, rim wind and rim set. The face is 2 inches in diameter, and finished in black with white luminous figures. The body and rim are highly nickel plated.



We carry two models; the Dash Model, which is installed on the dash by drilling only two 3/16 inch holes, and the Overhead Model, which is installed over the windshield by means of a special bracket. This Model is seen equally as well from the back seat as from the driver's seat. Both models are so well constructed that they will outlast the usefulness of your car. Ship. weight, 1 1/2 lbs. **B340—(D.I.) Dash Model..... 2.85** **B341—(D.I.) Overhead Model..... 3.35**


This is the most expensive of the clocks. It was nickel plated with an 8 day jeweled movement and could be mounted on the dash or overhead.

### Genuine "STERLING" Electric Auto Clock



Never needs winding or attention of any kind, except maybe to set it. A dependable time keeper, with jeweled movement... luminous hands and figures... and a neat, easy-to-read face. Vibration or temperature changes do not affect it. Takes practically no current. It goes on the instrument board. Just drill one 1/2" hole where you want it and screw the 2 halves of the clock (bottom illustration) together through the hole. On in 10 minutes. Regular \$11.00 value. **A5112—Electric Clock..... 7.65**

This is the only clock that didn't need wound at least weekly! It hooked up to the electrical system, the way of the future!



## Growing up with Grandpop's Model A's.

Here are some pictures of Reagan, Luke, Paul, and John, Grandkids of Fred Carlton, enjoying Grandpop's A's over the years! Their Grandpop feels that every child should have their picture taken sitting on a running board! He says he still remembers having his picture taken sitting on the running board of his grandparent's car. Their grandpop was editor of The Restorer for 12 years.



Four of the five grandkids sitting on the running board of Grandpop's 1930 Model A Ford Tudor Sedan which he has owned for 42 years; he restored it himself and has driven it from Dallas, TX to Lake Geneva, Wisconsin to attend a national Model A Club convention (2,500 miles round trip). This photo was taken in his driveway in Georgetown, Texas about 5 years ago. Left to right: Reagan (age 3), Luke (2), Paul (5) and John (7).



Paul at age 8 and Luke at age 6: Awaiting the start of the annual Red Poppy Parade in Georgetown, Texas.



Never too young to love Model A's and attend a Texas Tour! John went with Grandparents Sondra and Fred to his first Texas Tour (Model A Ford state convention) in 2003 when he was 17 months old.



John at age 5 and Paul at age 3 in Molly, the Carlton's 1930 Tudor Sedan. Like most kids, they loved to "drive" their car everywhere their imaginations could take them.



Paul (age 8) and Luke (age 6) love riding in their Grandpop's old timey cars. This Model A is named "Jethro" and he is a Grapes of Wrath Okie Dustbowl Buggy which has never been restored.



Paul at age 8 and Luke at age 6 look out the back window of Jethro.

## More Growing up with Grandpa's Model A.

Here are some great pictures of Konrad, Addlyn, and Allysén Lindler enjoying their Grandpa Calvin LeNeve's Model A. Grandpa is from Lexington South Carolina where these pictures were taken.



These were taken at the Palmetto A's Annual Picnic in the Park. The three all enjoy the rumble seat!



Cousins checking out the stripped down of a Model A.



The Lexington Annual Christmas Parade.



Enjoying a favorite pastime of kids with A's.

## KIDS WITH A'S

This young man's name is Ehan Alspaw. Ehan lives in Bakersfield California. He is seen here posing with his dad's grey A name and also a friends A in the bottom photo.



## FORD FACTS



Did you know that the twentieth million Ford that was built was a Model A? Now there were slightly less than 5 million Model A's built, so that means that Henry Ford built over 15 million cars prior to the Model A. Actually the records show that over 16 million Model T's were built, so the 20 millionth happened prior to all Model As coming off the assembly line.

The twenty millionth Ford is a 1931 slant windshield Town Sedan 160B. It came off the assembly line at the Rouge plant 14, 1931. It was a big event with Henry and Edsel Ford there .

The car was specially painted with Twenty Millionth and the Ford logo on both sides and also on the top. Ford wanted to be sure the car was recognizable from the air. The car



toured the country for two years and then was sent to the Henry Ford Museum in Detroit. At some point in time it was put in storage instead of displayed.

Later it was thought that this car had been destroyed in a warehouse fire. But mysteriously it survived and was sold by Ford as "surplus" years later. . It was "discovered" by Ford in 2000 and they leased it from it's current owner for 10 years, and then complete restored it. for use in Ford 100th anniversary celebrations.

# SIX THINGS ARE DIFFERENT!

The crew is working on this A back in good shape. But the bottom picture has lost a few of the important details! Can you find them without looking at the hints?

*The answers are on page 9, but don't peek too soon!*



# Grandpa's Games

## Pick Up Sticks

Stick games have been around for hundreds of years, in many different countries. In 12th-century China, sticks were first used to try and predict the future. It was called Mikado or "emperor stick" Native Americans played a version of this game using straws of wheat, and used it to gamble. . They taught it to settlers when they came. In Canada and Britain, the game is called Spilikins. The current name "pick-up sticks" seems to be based on the old nursery rhyme:

One, two, buckle my shoe,  
Three, four, shut the door,  
Five, six, pick up sticks,

The sticks can be made from many different materials. In the old days they used ivory or bone with extra carving on them. Nowadays they use simple sticks of plastic or wood. There are normally 30 or 31 sticks in a game. The 31<sup>st</sup> stick, the flick stick, would be used to help flick the sticks from the pile.

The object of the game is to pick up as many sticks as you can, one at a time, without making any other sticks move. Some rules allow you to use one stick to help move them out of the pile. Others only let you use your hands. Also, you can play by counting each stick as one point, or you can score each color stick as a specific point value. The winner is whoever has the most points. Be sure all player agree on the rules being used in your game!

Hold the 30 sticks in one hand in a bundle upright. Hold them a few inches above the playing surface and let go. The more tangled the pile, the better the game. If any sticks roll free of the stack, throw them back on.

The first player to go attempts to pick up one stick at a time until another stick is moved when he attempts to pick one up. Then it goes to the next player and so on until you run out of sticks.

If another stick moves during a turn, it ends immediately. A player who gets a stick without moving any others goes again. The game is over when the last stick is removed. The winner is the player with the highest number of sticks picked up.

You can make your own by buying a bag of wooden skewers.. For small kids, clip off the sharp end and sand gently. For a mini set, use 31 large round toothpicks. You can also buy wooden dowels that are 1/4 inch to a 1/2 inch thick and make a large set for playing in the yard. Paint the ends of 30 of the sticks (or the whole sticks) into different colors as indicated below. Make one stick a solid color to use as the flick stick. or with just one stripe to represent the Mikado or "emperor stick."

- 1 Black
- 7 Red -10 points
- 7 Blue -5 points
- 8 Green -2 points
- 7 Yellow 1-points



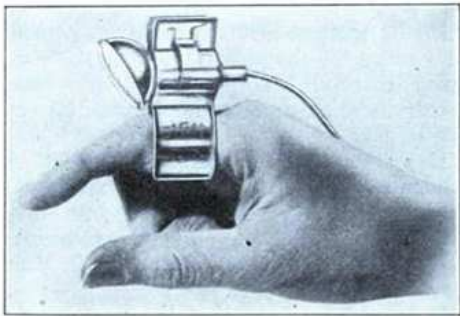




**HENRY FORD**, DISPLAYED AN EARLY INTEREST IN WATER-POWER WHEN HE BUILT A DAM IN THE CREEK BEHIND HIS HOUSE TO RUN A WATER WHEEL WITH THE FAMILY COFFEE GRINDER ATTACHED.

Cartoon from a 1929 magazine, with thanks to Sue Hicks, from Inland R.G., Verdale, WA.

**TROUBLE LAMP FITS FINGER**



**E**VERYONE who has had to repair a piece of machinery at night will appreciate the advantages of a new trouble light recently invented. The electric lamp is so small that it can be clamped to a finger of one hand, thus enabling the worker to use both hands and direct the light where needed. Wherever the hand goes, the light goes.

I bet you thought that little micro-tools were a modern invention. But check out this one from the "Modern Mechanics" magazine, January 1929 issue! Not quite an LED beam, but still very innovative for it's time! I wonder

how big the bulb was and if it got hot on the finger or provided a light bright enough to be of use!

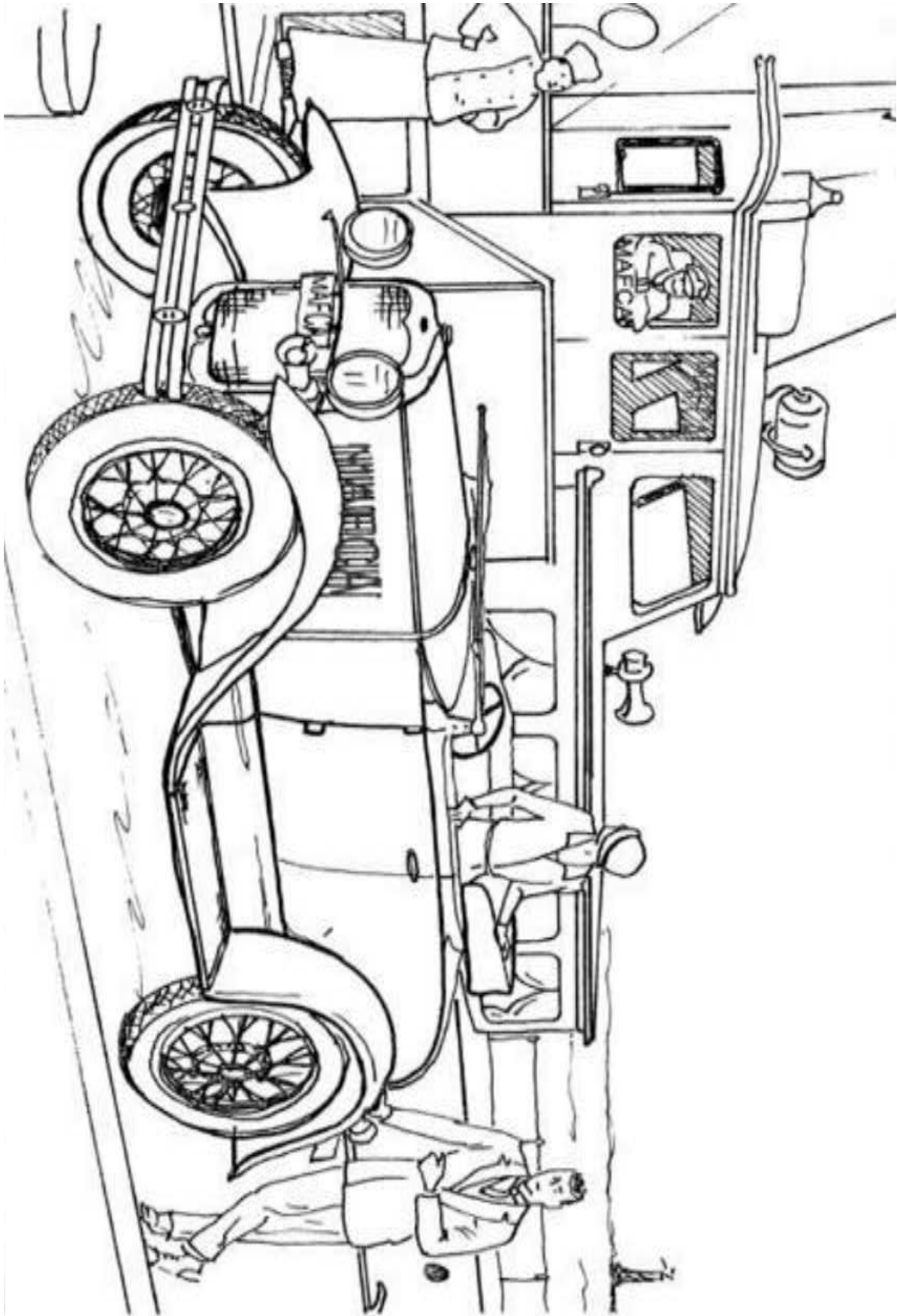
**Six different things:**

Did you find them all?



Here's a 1930 Roadster for you to color!

If you like this, it's from the 2012 MAFCA coloring book that can be downloaded from [MAFCA.com](http://MAFCA.com)!





## Rumble Seat

Sherry Wink

I'm so glad that Summer is here and its time to drive our A's. I took the Old Lady on the Shakedown Town Tour and nothing shook off, that was the good news. The bad new was that she was leaking oil like she was leaving a trail of bread crumbs to follow home!

So now she is off on an adventure without me, off up to Nebraska, at my brother's auto repair shop. She's getting some work done under the hood, and a little cosmetic and spa treatment as well! By the time she gets home, she will have new powder coated wheels and repainted fenders, as well as having the leak taken care of.

When she'd been up there a week and a half, I asked him how it was going, but he still hasn't torn into the engine. Seems he's trying to diagnose a "vibration" he feels when she is running mid speed. But then he also let slip that he's going to one of his club's car shows this coming week. Any guesses as to what car he'll probably be driving to that event? I just laughed at him and told him that if he takes her to any shows, I want pictures of her out gallivanting on vacation without me!

Hope you have a great touring summer—send pictures!

## Quiz Time



Take a half sheet of paper. Number 1-10. Name at the top right corner. If you share this A-World with others in your family or friends, make sure you do not write on the newsletter pages. There are two ways to take this quiz: 1) Not looking back 2) Looking back as you take the quiz to find the answers. Try the "not looking" way first!

- 1) What was the name of the park the reunion was at?  
A) Coryell B) State C) Central
- 2) What was in the picnic basket?  
A) snake B) frog C) turtle
- 3) What dangerous substance made clock dials glow?  
A) Radium B) Radiation C) Uranium
- 4) How year was the twenty millionth Ford built?  
A) 1928 B) 1929 C) 1931
- 5) What is the name of the unrestored Model A that Paul and Luke are riding in?  
A) Judy B) Jethro C) Jack.
- 6) What state do the Lindler kids grandpa live?  
A) North Carolina B) South Dakota C) South Carolina
- 7) What city does Ehan live in?  
A) Bakersfield B) Omaha C) Boston
- 8) How many colors are traditionally used in pickup sticks?  
A) 50 B) 5 C) 30
- 9) What did Henry use to build his water wheel?  
A) coffee grinder B) toaster C) tea kettle
- 10) What year was the little trouble light sold?  
A) 1928 B) 1930 C) 1929

Answers: 1) A, 2) B, 3) A, 4) C, 5) B, 6) C, 7) A, 8) C, 9) A, 10) C

*Is there anyone who would like to start receiving the A-World by email? If so, just let me know and send me your email address. One advantage is that you will receive it in color!*

### WHAT WOULD YOU LIKE TO SEE IN YOUR NEWSLETTER?

Remember, A-World is YOUR newsletter! What would YOU like to see in it?

I'm looking for ideas, articles, and pictures to help keep this newsletter fun to read!

If you have ideas or Model A related things you can share, email them to:

AWorldEditor@hotmail.com

or mail a letter to:

Sherry Winkinhofer  
14900 Green Briar Drive  
Smithville MO 64089.

I'm looking forward to all your wonderful ideas!



PRSR STD  
U.S. Postage  
PAID  
Natick MA  
Permit 61

YOUTH NEWSLETTER MODEL A FORD CLUB OF AMERICA

Model A Ford Club of America  
250 South Cypress Street  
La Habra CA 90631-5515

Address Service Requested

