



3rd Quarter 2021



A WORLD

YOUTH NEWSLETTER MODEL A FORD CLUB OF AMERICA

FALL CHORES

BY SHERRY WINK

Autumn was approaching, and Dad Sitzman was pondering about his long list of things to do before winter arrived. Each year that list seemed to get just a little bit longer. But then Dad Sitzman smiled as he reached several items on that list. There were a couple of chores to be done at Grandma Roberts that Dad always put off till last. Not because he disliked them or didn't want to help Grandma. No, it was because they were jobs that normally took a large chunk of his ever shrinking time.

Grandma Roberts' garden patch needed plowing before winter so the ground could mellow. That meant that the old plants went into the ground to rot into nutrients, and any hard soil brought to the surface by the plow softened into finer dirt, which made better garden soil for the spring. But to do this, Dad Sitzman had to stop his other chores, load his tractor up on a trailer and take it to Grandma Roberts. He could drive it over, but that took even longer.

The other chore that took a lot of time also required the use of the tractor. Each year, Dad Sitzman cleaned out trees from the timber and cut them up at his portable sawmill. The branches that were too small for boards but big enough for firewood were put to one side in a large pile.



Throughout the year, he and the Sitzman Boys would spend sawing and splitting them for firewood. In the fall, most of this wood would be seasoned enough to burn that winter. Seasoned firewood means it's dry enough to make a good fire. But the firewood had to be moved to both the Sitzman house and they also stocked Grandma Roberts' wood pile. And a few other single ladies or older gentlemen. It was the neighborly thing to do after all.

Delivering all this firewood normally meant that Dad Sitzman would lose a few days of time away from his place. But this year was different!

Last spring, several chance things had happened. Dad Sitzman had gone to

an auction for a family that was moving. He ended up coming home with at Sears "Thrifty Famer Tractor Kit." At the time he wasn't sure what he would do with it, but for the price, he couldn't pass it up! This kit was designed to make a Model A into a tractor! Of course he wasn't going to use the family's Model A's, they were used daily! But still. . .

A few weeks later, while visiting a neighbor, Dad

(Continued on page 2)

MAKE THIS DEPENDABLE TRACTOR
from your old Ford or Chevrolet

FOR MODEL 'A' FORD
\$9250
FOR EASY TERMS SEE PAGE 9

Sears Thrifty Farmer Tractor Unit . . . Low-Cost Farm Power

Don't let your old Ford or Chevrolet go to waste. Use it to make a practical general-purpose tractor that has the pulling power of from two to four horses, yet costs less than the price of one horse. Simply remove the body of your Ford Model 'A' or 'A-' or a 1926 to 1931 Chevrolet, and install Sears' Thrifty Farmer Tractor Unit—a quick, easy operation. Then you have a dependable tractor that will do practically every job that needs regular-type tractors will do. Has speed and power to outclass your horse-drawn tools. Works in your soil where horses can work; often works where horses cannot go. The Thrifty Farmer Unit is sturdy enough to match several ordinary auto engines. Results depend entirely on the condition of your auto engine.

Shipped from factory near La Salle, Ill., from where you pay the freight. Send orders to: Sears nearest Mail Order House. See Page 9 for Easy Payment Terms.

For more complete information on the Thrifty Farmer Unit and attachments, write Sears Personal Service Department for FREE Circular Number 9474. It shows you how to equip your farm for power farming at a lower cost.

TRADE 908; SEARS

PAGE	TITLE	PAGE	TITLE	PAGE	TITLE
1.	FALL CHORES	7.	MISHAWAKA HIGH SCHOOL RESTORATION	12.	MODEL A ADVERTISING
3.	KIDS & THEIR A'S	8.	MODEL A'S IN SWEDEN	12.	PUZZLE ANSWERS
4.	KIDS & THEIR A'S 2	9.	MODEL A YOUTH RESTORATION AWARD	13.	COLORING PAGE
5.	A FEW MORE KIDS & THEIR A'S	10.	MODEL A PUZZLE	14.	RUMBLE SEAT
6.	SIX DIFFERENT THINGS	11.	MODEL A BATTERY	14.	QUIZ TIME

(Continued from page 1)

Sitzman was offered a Model A chassis. The teenage son had wrecked it, but the frame could be straightened and the front end was still good! Well what do you know!

That summer, Dad Sitzman and the boys spend a lot of extra time in the barn. Every male in the Sitzman family loved to tinker with mechanical stuff! It was in their blood Dad Sitzman always said! The twins especially seemed to be happiest with a tool in their hands.

After a month or so of listening to the clattering and banging, Mom Sitzman heard a new sound coming from the barn. It was the sound of a motor running, although there was still some noisy clanging. But shortly the barn doors opened, and out came slowly chugging a tractor. A funny looking tractor that resembled the front end of a Model A, but still, a tractor!



All the Sitzman kids gathered around yelling and cheering as Dad Sitzman drove the contraption around the driveway. Then he let Larry and the twins each take a turn. The experiment was declared a success!

So, back to Grandma Roberts' chores, the "new" tractor was the answer! The twins were excited to be put in charge of moving the firewood through the back forty over to Grandma Roberts' place, with the help of a trailer hooked to the back of the tractor. Even though they had to stack the wood by hand, the fun of driving that tractor made it more than worth it! And Dad Sitzman, being a smart dad, make the twins in charge of fitting the small old plow out of the back of the utility room fit behind the new tractor, and to plow up Grandma Robert's garden.

Larry was disappointed he was not the one in charge of all this, but Dad Sitzman pointed out that he was now the official co-driver of the AA truck that was being used to move the firewood to the Sitzman home, and he promptly cheered up. That was a step up from any old homemade tractor, after all!





So this year the firewood was moved by very willing and able teenagers, and Dad Sitzman had a few more days to spend getting the rest of his

list done before the weather turned cold.

And once the family and Grandma Roberts were set for firewood, Dad sent the twins out to a few more farms where he knew that old farmer Smith was stove up with arthritis or the widow lady Jones was by herself, and quite a few more households went to bed with a full woodshed thanks to that noisy but effect contraption that the twins eagerly kept driving back and forth on the previously quite country roads.



And the driving was not the only reward for the twins (and Larry who joined them after the AA work was done.) They all came home almost –almost, not quite– too full to eat supper. Their pockets were full of an excess of cookies and candy that was urged on them at every location. And as they explained to Mom Sitzman, they knew that they just had to –had to! - accept the gifts, because no one ever wanted to just accept charity. And since in this case, it consisted of yummy food, you got no argument from any of the Sitzman boys. The whole family went to bed that night tired, but happy, and with full stomachs as of course the twins and Larry shared their bounty with everyone!

A-WORLD
YOUTH NEWSLETTER MODEL A FORD CLUB OF AMERICA

A-World is published by the Model A Ford Club of America for the benefit of youth and the promotion of the Model A hobby.



Editor: Sherry Winkinhofer

AWorldEditor@hotmail.com

© 2021 All Rights Reserved by

Model A Ford Club of America
250 South Cypress Street
La Habra CA 90631-5515

A-World is free, courtesy of MAFCA. As of May 2016, it became a web or email only publication. If you wish to have it emailed directly, please send your email address to AWorldEditor@hotmail.com

KIDS AND THEIR “A”s!



Abigail Mika, Ambrose Beckley, and Josephine Beckley were all volunteers this summer at Shawnee Town 1929 Museum in Shawnee Kansas. In between their work, they took the opportunity to take a ride in The Old Lady, your editor’s Tudor. The Old Lady fit right in since she was built in 1929!




Johnny Reb Morgan, age 7, lives in Fromberg, Montana. Looks like he was enjoying a great outing!



Start them young, says Will Lanford of the Sooner Model A Club. Here is Grandson Cole helping shine his Model A’s hubcaps!.



Stella Rose Dotson 2 yr. old, lives in Greencastle Indiana. Know why she’s so happy? Her family has a Model A and now she’s going to have TWO new siblings!



Seth Padilla lives in Santa Maria California. In September he had the opportunity to attend Model A Day at the national museum with his grandfather! He saw a lot of great Model A’s, bought a few souvenirs, and had lunch at the diner! And he got to check out the “How to Start a Model A” exhibit. You climb behind the wheel of the exhibit and follow the instructions that lead you through the process! I bet on the way home, he was already asking if they could go again next year!

KIDS AND THEIR “A” PAGE 2



Allison Borek age 12 and Emily Borek age 8, live in Somerset ,Pennsylvania. Trust me, they'll have it running soon!



Skyler Lynch with “Paw Paw” David Dowdy, is from Suffolk, Virginia. Skyler can’t get enough of Paw Paw’s Fordor, and he always has his camera ready when he isn’t driving!



Billy, age 10, from Denver Colorado, is in an original 1929 roadster pickup that has been in the family 55 years. He'll be the 4th generation to drive this special Model A!



Levi Cain, age 6 and Silas Cain age 2, from Michigan, are very happy in this picture. It's the day their Model A truck came to live with them.



Cora has loved Model As since she was about the same age Ronnie is now. Here's a picture of her in her Great Grandpa's '29 Roadster, which is now her Grandpa's.

Right after that picture was taken, they started calling it “Cora’s Car!”



That’s Ronnie (left) and Cora (Right) Mueller, ages 1 1/2 and 4 loving a ride in Grandpa's Model A. They live in Lawrenceburg, Kentucky. The photo was taken on September 19th, the day after their Uncle Cory was married. The 29 Tudor was part of the wedding! . A funny note from the wedding day; their dad Cameron acted as chauffeur, and drove the bride Connor, her dad Craig, Cora (the flower girl!), and Carson, a cousin who was the ring bearer in the '29 Tudor. All five occupants first names began with C! What a coincidence!

A FEW MORE KIDS AND THEIR "A"



Jackson Quesnel is shown here with his dad Marek. Jackson's dad helped his grandfather and great-grandfather restore this Model A pickup, which he eventually inherited. Jackson will be the fourth generation to drive this car in the Quesnel family!



Brayden Ostby, age 7, lives in Belleville, Michigan. This picture was at Perry's cave in Put-In-Bay, Ohio



Brayden's great-grandpa is 90 years old and has a 1929 Model A. Brayden is the fourth generation to ride in this car and plans drive it someday! His family spends the winter holidays in Florida visiting his grandma and great grandpa, and the Model A! The Model A is a real treat to have and everyone in the family is learning how to work on it so they can keep it in the family!



Kelby and Kalis Smith are quite proud of this Model A. They are grandchildren of Bill and Laura Hanson of Lompoc, California.



Brayden with great-grandpa's truck



Alex Stolis, age 6, is an old hand at helping with the family Model A!

SIX THINGS ARE DIFFERENT!

These Model A Fire Trucks were at the recent Model A Day at the National Model A Museum. But the top picture looks like it's missing a few things compared to the bottom one. Can you find the differences?
The answers are on page 12 but don't peek too soon!



The Mishawaka High School Model A Restoration Team

The Mishawaka Indiana high school has a Model A Restoration team! Did you know? I didn't! I found out when they brought part of their ongoing project to National Model A Day at the Gilmore. Their interactive chassis display was a huge hit!

The project started a way's back when teacher Paul Modlin proposed the class and the Mishawaka Education Foundation (MEF), a local group that supports teachers and students, came through with a grant to kickstart the project. The project was embarked upon last year, when a suitable Model A Tudor was finally located. The first year saw it stripped down and the chassis being rebuilt. The challenges of COVID-19 definitely slowed the progress down. This year, there is a new group of students who will continue the work. There will also be a new teacher, as Paul Modlin retired in May. But no worries, he handed off the project to his nephew Ben Modlin, also a teacher at the school!

During Model A Day, the entire restoration team was honored by MAFCA, MAFFI, and MARC for their continuing work on the restoration. All three groups presented the students with restoration material for their car and memberships into their organizations. The students were even honored with a formal introduction to Wayne Carini, the host of Chasing Classic Cars.

Krya Alexander, student manager for the team, gave a short talk at the annual MAFFI meeting, explaining her group's mission, and reflecting the passion all the students feel regarding this project. She invited everyone to visit their booth and examine their progress to date! I think a lot of people took her up on that offer!



The ultimate goal is to have the 1931 Model-A Tudor restored to factory condition by the end of the school year, and then to auction it off. The proceeds will then continue to help fund the Mishawaka Engineering program. The hope is that it will also bring public awareness to MEF. The final results should also demonstrate all the amazing skills this restoration project has taught the talented students that have been a part of this unique and rewarding project!

Model A's in Sweden!

Recently Lars Hedström , a MAFCA member from Gotland, Sweden, shared pictures of his family having fun with his Model A's. It's great to see multiple generations enjoying these great old cars!



Grandsons Oliver and Alfred.



Grandson Alfred Asp, Stockholm, Sweden.



Oliver Hedström, Linus Lind and Albin Hedström from Stockholm, Sweden.



Lar's son Andreas with his own son Albin in the Ford A teaching him to drive. Andreas and Albin live in Stockholm, Sweden.



Andreas and sister Annika in younger days.



Alfred and Elise Asp , Stockholm, Sweden, always have happy A times!



Albin and Oliver in the windy rear seat of the phaeton. Parents Jessika and Andreas are in the front



" do you know what grandpa has done ?"

No "

I have bought another model A "

Phuuuu..., one more?

Yepp

Elise and Alfred Asp's reaction



Granddaughter Linnea Öhman's very first time driving a Model A, after some coaching from Dad Andreas. Linna really loved driving the truck!

Model A Youth Restoration Award Recipient

Luke Richards and his Model A



Luke Richard lives in Medway, Massachusetts and is a member of the Blackstone Valley Model A Club.

Just over three years ago when Luke was 17, he and his father starting restoring a 1929 Pickup Truck that has been in his family since it was purchased from a dealer by his uncle. It spent many years as a farm work truck and then sat idle for 19 years.

While working on the truck, Luke learned about spark. He says "I know we are getting a great spark now since it zapped me and felt like a lightning bolt went up my arm." The truck needed much work including a rebuilt engine, radiator, pressure plate, interior and paint.

Luke had applied to the Model A Youth Restoration Award (MAYRA) for financial help. That help came in the form of gift certificates from Piranios Antique Automotive, Mikes "A" Fordable, Bratton's Antique Auto Parts and Snyder's Antique Auto Parts. He used some of them to rebuild the motor.

Luke said that he learned many things while doing the restoration including how the engine is wired, and how the cooling system and transmission work. His father was a great support for Luke along the way.

Luke said that "the most important thing I learned about myself is that I can work on a Model A and actually fix things myself. I was even able to get the engine and transmission out of the truck right in our garage. I never thought that was something I could do." Luke had fun doing the work and learned many things. If you are interested in having fun with a Model A, you might think about getting involved. You'll learn much.

MAYRA provides financial support to youth between the ages of 12 and 22 who are restoring things. If you are interested in having fun with a Model A, you might think about getting involved. You'll learn much.

MAYRA provides financial support to youth between the ages of 12 and 22 who are restoring a car that is or will become their own. The next awards will be in July, 2022. Please see our website for details. Modelarestitutionaward.org.



See if you can find these common Model A body types in the below word search!
Answers are on page 12, but don't look too soon!

Model A Models

J B A X V I C T O R I A T U D O R R P Y
B X U Q I T F T Y L F X X C W F B V O O
E I I O W Q F O E H H O O F I Z N W J J
I R F A B P W F R J W H D G B E F P C N
R Y W S K Z C U H D N S T H Q T W O W X
E A T T X W P K L K O E G E Z I B Y B J
E J X I G R H H B O H R I I S T I P Y Y
C N Q D E I A D Z B J H I Z I B N L G Z
O D Q V B T E O S A E V U M J N R G I M
U C Q Y Z C T W K G M I O B Y W I T H X
P H N Y T Y O M X S H T U H W C B G G N
E P Y N C H N O P M E W G K P A X C Q D
V W L C A V T P I X G Z N V X Z Z Q D G
C Y O L B U U E C M G Q V F R I H P L W
M U F R R M O G K R R O A D S T E R K P
X Z B B I W W F U A O S A O X C O Z P R
J U Z L O E B X P M Y E N O E V L Y I O
F U G P L S K P M E X D E R W E U Y L K
J H X R E M Q E V C U Y A L R Q K W X G
N I W E T M B F D J L K G D T F R E S X

Cabriolet

Victoria

Roadster

Phaeton

Pickup

Fordor

Tudor

Coupe

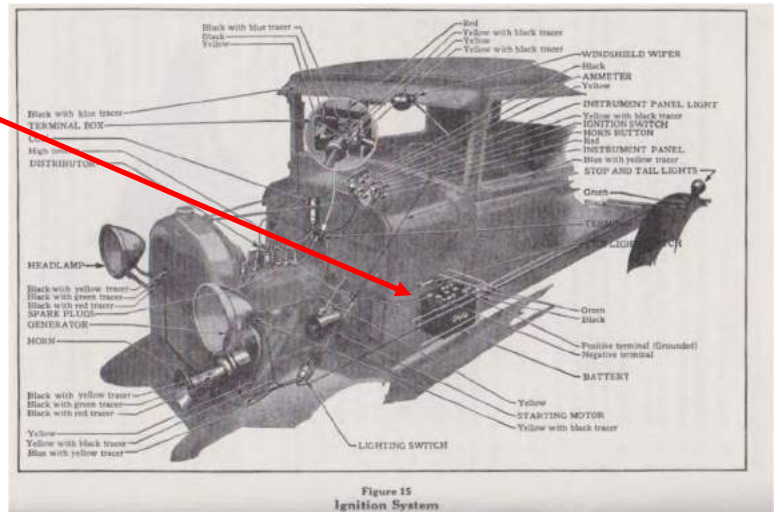
The Model A Battery

A battery is a device that stores chemical energy and converts it to electrical energy. Without a battery, you would be out front hand-cranking the motor to get your Model A started!

While today's cars still use batteries, they are usually installed and then not thought of again until they stop starting the vehicle! Not so with the original Model A equipment. Per the instructions in the manual that came with a new Model A, the water level and electrolyte solution in the battery needed to be checked every two weeks. If the water was allowed to evaporate below the top of the plates the life of the battery would be seriously affected. It was also important to keep the battery filling plugs and connections tight, and the top of the battery clean! And, oh yes, you had to make sure to keep the battery firmly secured in it's mounting bracket, to prevent damage. So, where to start?

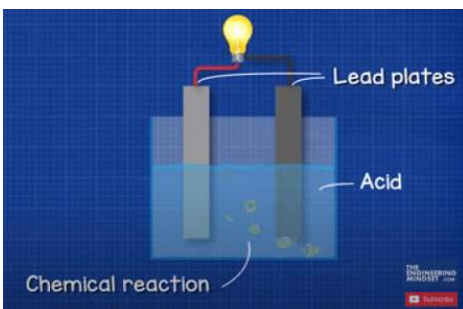
Well, all of the Model A batteries were mounted under the driver's side floorboard. To do the checks, you had to lift a small access plate under the driver's feet. But to replace a battery, you have to take out the floor boards. Ok, good to know!

Other things good to know are that the original Model A battery was a 6 volt, 80 amp hour, 13 plates, positive ground. Today, some owners have converted to a 12 volt system, to more easily handle modern tech needs.

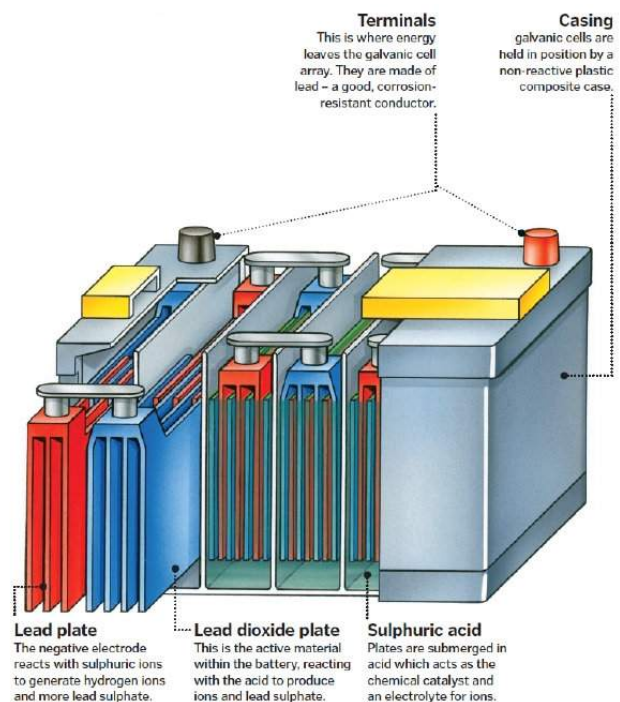


Electrical energy in a battery is generated by a chemical reaction between metal and an acid liquid. In the case of a lead-acid battery such as a Model A uses, a mixture of sulfuric acid and water, known as electrolyte, reacts with metal plates inside the battery.

These plates are in a series of cells. Each cell is made of a set of lead plates and lead dioxide plates which are covered in an electrolyte solution.



This causes a reaction with the plates that generates electrons that flow out the terminals as electricity!



A six-volt battery has three single cells, a 12 volt battery has 6 cells. The process does eventually wear out, which is why a battery needs to be replaced periodically.

Ford Advertising

April, 1931

THE COUNTRY GENTLEMAN

NEW FORD TUDOR SEDAN

The Unseen Value That Makes the New Ford a Fine Car

This is a 1931 ad for Tudor sedan. Ford was really prompting the new opportunities opened up to families with the new more dependable cars. See in the back left the young boy and teen girl heading for the open car door? And the kids running off the page on the right? How about the “Drive Slowly School” sign? Yep, this is a small schoolhouse back in the day. Ford wanted parents to think about keeping their kids safe in the new Ford car. The advertising text talks about the dependability and efficiency of this new car due to the new roller bearings, but the picture tells the story of dependability and efficiency as it related to family!

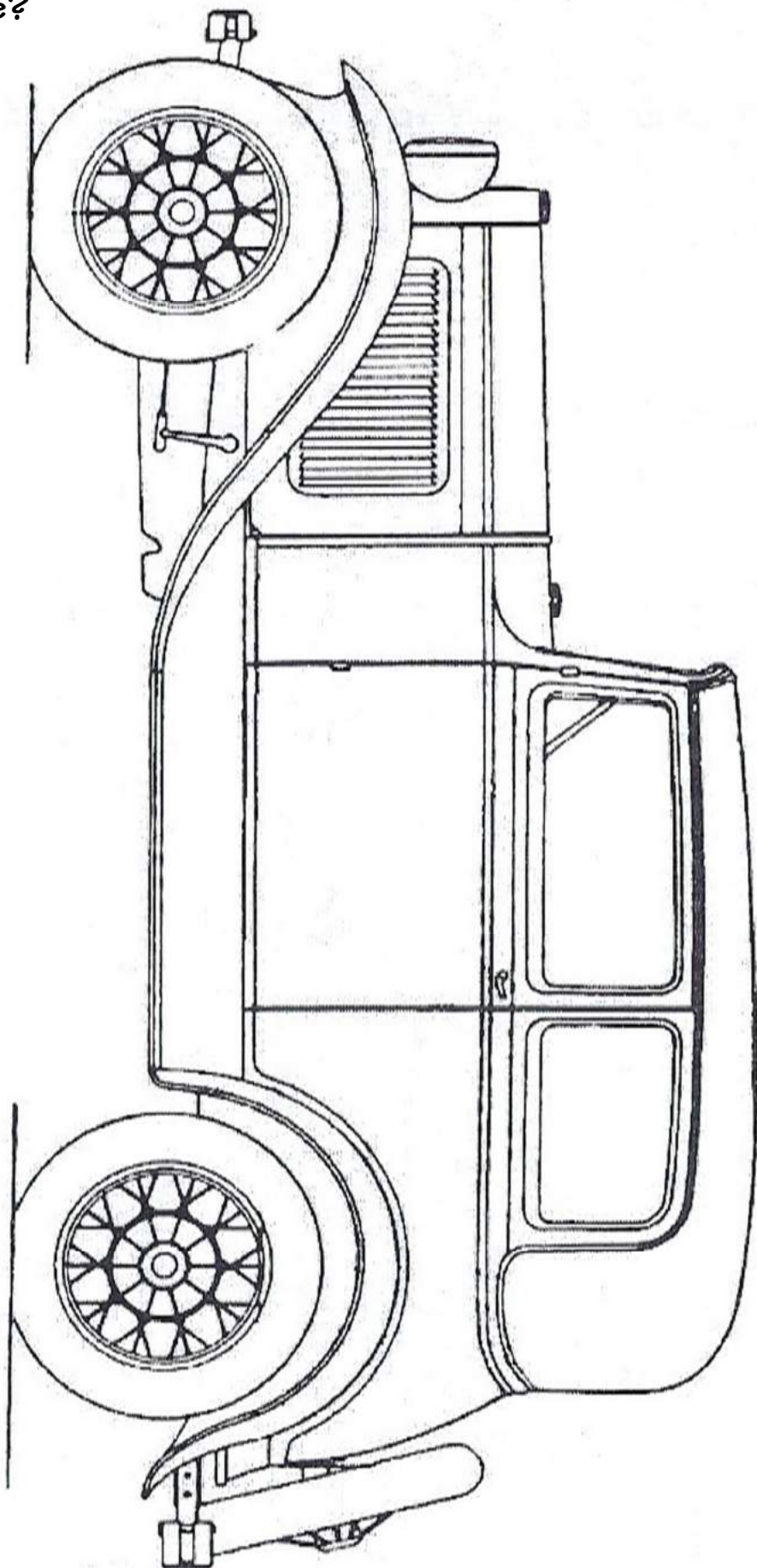
Model A Models

J	B	X	V	I	C	T	O	R	I	A	T	J	D	O	R	B	R	P	Y					
B	X	U	O	I	T	F	T	Y	L	F	X	X	C	W	F	B	V	O	O					
E	I	I	O	W	Q	F	O	E	H	H	O	O	F	I	Z	N	W	J	J					
I	R	F	A	B	P	W	F	R	I	W	H	D	G	B	E	F	P	C	N					
R	Y	W	S	K	Z	C	U	H	D	N	S	T	H	Q	T	W	O	W	X					
E	A	T	T	X	W	P	K	L	K	O	E	G	E	Z	I	B	Y	B	J					
E	J	X	I	G	R	H	H	B	O	H	R	I	I	S	T	I	P	Y	Z					
C	N	Q	D	E	I	A	D	Z	B	J	H	I	Z	I	B	N	L	G	Z					
O	D	Q	V	B	T	E	O	S	A	E	V	U	M	J	N	R	G	I	M					
U	C	Q	Y	Z	T	C	O	W	K	G	M	I	O	B	Y	W	I	T	H	X				
P	H	N	Y	T	C	H	V	T	O	M	X	S	H	E	W	U	H	W	C	B	G	G	N	D
F	P	Y	N	C	A	B	U	O	P	I	X	M	E	W	G	K	P	A	X	C	Q	D	G	D
V	W	L	C	C	A	V	U	T	P	I	X	M	G	Z	N	V	X	Z	Z	Q	D	G	D	G
C	Y	O	L	R	B	M	O	E	C	R	O	A	D	S	T	E	R	K	P					
M	U	F	B	B	I	W	W	F	U	A	O	S	A	O	X	C	O	Z	P	R				
X	Z	J	U	Z	L	O	E	B	X	P	M	Y	E	N	O	E	V	L	Y	I	O			
J	U	G	P	R	L	E	M	S	K	P	M	E	X	D	E	R	W	E	U	Y	L	K		
J	H	X	R	L	E	M	Q	E	V	C	U	Y	A	L	R	Q	K	W	X	G				
N	I	W	E	T	M	B	F	D	J	L	K	G	D	T	F	R	E	S	X					

Answers to Six Different Things



This is a Victoria Model A. They have an interesting back shape. You can paint it any color you want! What color do you think it should be?





Rumble Seat

Sherry Wink



Quiz Time

I finally got to take The Old Lady on a long tour of 3 days and sadly she finished the trip on a trailer! Isn't that the way it goes! The good news is that the guys in the group made every effort to get her back on the road and I appreciate all their work. It seemed to be an electrical issues, and they changed out the distributor, spark plugs and coil, but each time we took her back on the road, she started sputtering and backfiring within several minutes. After the last trial, she just died, and back onto the trailer she went. I ended up leaving her at the Julian 1928 gas station we were visiting, and my twin brothers came up and trailered her home the next day.

The rest of the tour went better. I climbed into a friend's car, my cousin who was my co-driver climbed into someone else's and the tour continued! During the trip we visited Indian Cave State Park and drove the scenic loop road and enjoyed a delivered picnic. We stayed at a floating hotel in Brownville, and took a Dinner cruise up the river Saturday night. We visited the little town of Julian to check out the 1928 gas station they restored, visited a windmill factory and a fire museum in Nebraska City, and overall had a great time!

I hope you were able to take some fun road trips as well. Send me some pictures of your summer fun and I promise to print them!



Take a half sheet of paper. Number 1-10. Name at the top right corner. If you share this A-World with others in your family or friends, make sure you do not write on the newsletter pages. There are two ways to take this quiz: 1) Not looking back 2) Looking back as you take the quiz to find the answers. Try the "not looking" way first!

- 1) What company originally sold the tractor kit?
A) Wards B) Penny's C) Sears
- 2) Whose garden needed plowed ?
A) Mom Sitzman's B) Grandma Roberts' C) Farmer Jones's
- 3) Who volunteered at Shawnee Town 1929 Museum?
A) Ambrose B) Abigail C) Josephine D) A,B,&C
- 4) What is Cora's Car?
A) 1929 Roadster B) 1930 Tudor C) 1928 Coup
- 5) What is Cole shining on his grandpa's Model A?
A) Bumper B) Hubcap C) Radiator
- 6) How old is Brayden's grandpa?
A) 70 B) 80 C) 90
- 7) Luke is restoring what body style Model A?
A) Pickup B) Tudor C) Phaeton
- 8) The Mishawaka High School Restoration team started their Model A project when?
A) two years ago B) Last Year C) This Year
- 9) What country is Linnea from?
A) USA B) Argentina C) Sweden
- 10) A Model A battery is installed where?
A) In the trunk
B) Under the drivers seat
C) Under the hood

Answers: 1) C, 2) B, 3) D, 4) A, 5) B, 6) C, 7) A, 8) B, 9) C, 10) B